

# TUSMADA

JAANTUSKA .....	III
SHAXDA .....	III
SOO-KOOBID .....	IV
1. HORDHAC .....	1
2. DULMARKA GUUD EE DHAQAALAHA .....	2
2.1. HEERKA GUUD EE WAXSOOSAARKA GUDAHA .....	2
2.2. SICIR-BARARKA .....	2
2.3. HEERKA SARRIFKA .....	3
2.4. GANACSIGA .....	4
2.5. MAALGELINTA .....	5
3. DULMARKA GUUD EE MALIYADEED .....	5
3.1. GUUDMARKA MAALIYADEED EE 2018 .....	5
3.1.1. Heensaynta Khayraadka (iyo Xoogga) 2018 .....	6
3.1.2. Dakhli-ururinta Dawladda ee 2018 .....	8
3.2. HORUMARINTA MAALIYADEED EE 2019 .....	10
3.2.1. Waxqabadka Dakhli-ururinta (January – June 2019) .....	10
3.2.2. Kharash-bixinta Dawladda (January – June 2019) .....	12
3.3. DIB-U-HABAYNTA MAALIYADEED .....	13
4. SAADAASHA DHAQAALE EE MUDDADA DHEXE .....	15
4.1. WAX SOO SAARKA GUUD EE GUDAHA (GDP) .....	15
4.2. SICIRBARARKA IYO SARRIFKAHA LACAGAHA QALAAD .....	15
4.3. GANACSIGA .....	16
5. SAADAASHA MAALIYADEED EE MUDDADA DHEXE .....	17
5.1. SIYAASADDA MAALIYADDA & LACAGTA EE MUDDADA DHEXE .....	17
5.2. MEELAHA MUDNAANTA LA SIINYAYO MIISAANIYADDA 2020 .....	18
5.3. QIYAASAHA DAKHLIGA GUUD EE DAWLADDA 3DA SANNADOOD EE SOO SOCDA .....	19
5.4. QIYAASAHA KHARASH-GALKA DAWLADDA EE SADDEXDA SANNADOOD EE SOO SOCOTA .....	20
LIFAAQYADA .....	22
APPENDIX 1AAD: MUDNAANTA MAALGELINEED EE HEER QARAN GOBOL & DEGMO, 2020-2022 .....	22
LIFAAQ 2AAD: BARTILMAAMEEDKA LA BARBAR DHIGAY KII DHABTA AHAA EE DAKHLI URURINTA 2018 .....	23

## JAANTUSKA

<b>Jaantuska 1aad:</b> Odoroska Waxsoosaarka Guud ee Gudaha, Sibir-bararka, Heerka kala-sarrifka lacagaha, Wax-soo-dejinta & Korodhka Dhoofka Xoolaha ee 2019- 2022 .....	IV
<b>Jaantuska 2aad:</b> Qiyaasta Dakhliga & Kharashka Dawladda 3da sannadood ee soo socda, SI.Shs .....	VI
<b>Jaantuska 3aad:</b> Heerka Guud ee Waxsoosaarka Gudaha oo La filayey, Isagoo dhab ah (Qiimaha aan isbedelin ee 2015), malyuun Doolaka Maraykanka (\$US) .....	2
<b>Jaantuska 4aad:</b> Sibir-bararka u Sarreeya ee Sannadka ku dhammaaday December .....	3
<b>Jaantuska 5aad:</b> Isu bedelka Somaliland shilling iyo dollarka .....	3
<b>Jaantuska 6aad:</b> Dhoofka Xoolaha 2012 -2018 .....	4
<b>Jaantuska 7aad:</b> Mugga Wax-soo-dejinta 2012 -2018 .....	5
<b>Jaantuska 8aad:</b> Tirada liisannada ganacsi e la bixiyey 2012 ilaa 2019.....	5
<b>Jaantuska 9aad:</b> Soo-Koobidda Maaliyadeed ee 2018, SI.Shs.....	6
<b>Jaantuska 10aad:</b> Dakhli-ururinta rasmiga ah oo la barbar dhigay yoolkii miisaaniyadda ee 2018, SI.Shs.....	7
<b>Jaantuska 11aad:</b> Dakhli-ururinta dhabta ah ee Kastamada (bidix) iyo cashuuraha Berriga (Midig) oo lala eegay Yoolka Miisaaniyadda 2018 .....	8
<b>Jaantuska 12aad:</b> 12aad: Kharash-galka oo ku salaysan Madaxyo (madax-madax) .....	9
<b>Jaantuska 13aad:</b> Qoondooyinka Miisaaniyadeed ee wadaagayaasha Qaybaha/Waaxaha kala duwan iyo Kharashyada la galay ee dhabta ah ee 2018, SI.Shs (lagu muujinayo faraqyada) .....	9
<b>Jaantuska 14aad:</b> Soo-koobidda maaliyadeed ee lixda bilood ee hore ee 2019, SI.Shs .....	10
<b>Jaantuska 15aad:</b> Dakhli-ururinta oo la barbardhigay odoroska, January – June 2019 (SI.Shs) .....	11
<b>Jaantuska 16aad:</b> Kharash-garaynta Dawladda oo Wadaagaysan January to June 2019, SI.Shs .....	13
<b>Jaantuska 17aad:</b> Kharashgaraynta Dawladda oo Madaxyo ah Jan-June 2019, SI.Shs .....	13
<b>Jaantuska 18aad:</b> Dib-u-habaynaha u mudan ee Dakhliga & Kharashka 2018 .....	13
<b>Jaantuska 19aad:</b> Tirada Konteenarrada Soo Maray Dekedda Berbera 2012 -2022 .....	17
<b>Jaantuska 20aad:</b> Siyaasadda Maaliyadeed ee Dawladda ee Middada dhexe .....	18
<b>Jaantuska 21aad:</b> Meelaha dawladdu Mudnaanta ka Siisay Miisaaniyadda 2020.....	18
<b>Jaantuska 22aad:</b> Qiyaasaha dakhli ee laga Filayo Cashuuraha la soo jeediyey korodhkooda, SI.Shs.....	19
<b>Jaantuska 23aad:</b> Wadarta Guud ee Dakhliga Dawladda oo ay ku Jiraan Cashuuraha Cusub, SI.Shs .....	19
<b>Jaantuska 24aad:</b> Wadarta Guud ee Dakhliga Dawladda oo aanay ku Jirin Cashuuraha Cusub, SI.Shs .....	20

## SHAXDA

<b>Shaxda 1aad:</b> Sibir-bararka u sarreeya ee January 2018 ilaa June 2019, oo laga soo shidaal-qaadanayo salka 2012 .....	3
<b>Shaxda 2aad:</b> Heerka Sarrifka Shilinka Somaliland iyo Doolarka Maraykanka ee January 2019 ilaa June 2019 .....	3
<b>Shaxda 3aad:</b> Xoolaha ka dhoofay dekedda Berbera laga bilaabo 2005 ilaa 2018 .....	4
<b>Shaxda 4aad:</b> Qiimaha billaha ah ee wax-soo-dejinta 2018.....	5
<b>Shaxda 5aad:</b> Tirada Kiishashaka Shimiito ee soo galay Somaliland 2005 ilaa 2018 .....	5
<b>Shaxda 6aad:</b> Qiyaasta Miisaaniyadda, Dakhliga Gudaha iyo Kharash Guud ee Sanduuqa Dawladda oo Bilyan Shilin Somaliland ah.....	6
<b>Shaxda 7aad:</b> Qoondaynta Miisaaniyadda 2018 oo boqolley madax ah .....	8
<b>Shaxda 8aad:</b> Dakhli-ururinta Kastamada iyo Cashuuraha Berriga ee Gobollada January – June 2019 .....	11
<b>Shaxda 9aad:</b> Shanta shay ee ee dakhli-ururinta u sarreeyey iyo 5ta u hooseeyey, January – June 2019 (SI.Shs) .....	12
<b>Shaxda 10aad:</b> 2019 Qaybaha Qoondaynta Miisaaniyadda.....	12
<b>Shaxda 11aad:</b> Koritaanka Waxsoosaarka Gudaha ee Guud: Dhabta iyo Odoroska ilaa 2015 .....	15
<b>Shaxda 12aad:</b> Celceliska Korodha Qiimayaasha (Inflation) iyo Ododroska 2019-2022 .....	16
<b>Shaxda 13aad:</b> Koritaanka sannadlaha ah ee Cashuuraha Dhoofka Xoolaha .....	16
<b>Shaxda 14aad:</b> Korodhka Qiimaha Waxsoodejinta: Dhab iyo Odoros .....	16

## SOO-KOOBID

Ujeedada u muhiimsan ee laga leeyahay dejinta Siyaasadda Dhaqaalaha Guud iyo Maaliyadda ayaa waxa ay ahayd in la qeexo siyaasadaha dawladda ee maaliyadeed iyo lacageedba iyo in aragti-saadaalined laga yeesho dhaabadaha guud ee maaliyadeed ee saddexda sannadood ee innagu soo fool leh. Waxa laga ambo-qaadayaa iyada oo aragti guud laga bixinayo furayaasha halbowlaha u ahaa maaliyadda ilaa 2012, iyada oo weliba, sidoo kale, aragti guud oo maaliyadeed laga bixinayo sanadkii 2018 iyo lixda bilood ee hore ee 2019. Si tadii ah ayaa qoraalkani uga bixin doonaa aragti saadaalined oo dhaqaale inta aanu soo jeedin siyaasadaha maaliyadeed ama lacageed iyo qiyaasaha maaliyadeed ee la odorosi karo saddexda sannadood ee innagu soo fool leh.

Waxa muuqda ifafaale soo-kabasho ah ka dib sannado dhawr ah oo uu salka ka fagmayey dhaqaaluhu. Waddanka Somaliland waxa ku yimi hoos-u-dhac baaxad leh ilaa abaarihii ku dhufatay sanadkii 2015 oo ay ka daba timi xayiraaddii la saaray dhoofka xoolaha ee 2017. Qiimaha ama xaddigii uu lahaa wax-dhoofintu ayaa in ka badan kala-badh hoos u dhacday ilaa 2014, taas oo keentay in 2017kii uu 1% hoos u dhaco Heerka Waxsoosaarka Guud (GDP) ee dalku. Heerka u sarreeyey ee sicir-bararka ee sannadlaha ahaa waxa uu figta gaadhey sanadkii 2018 oo uu saameelay 18.9%, halka sarrifkii Shilin Somalilandku ka danab-kacay 6,000 SL.sh halkii Doolar ee Maraykan ah uuna gaadhey 10,500slsh. Siyaasado uu dejiyey Bangiga Dhexe ee Somaliland sanadkii 2018 ayaa hakiyey sidbashadii Shilinka, kuna soo dabbaalay SISH 8,400 bishii Juun ee 2019. Sicir-bararka sanadkii ku dhammaaday December 2018 ayaa muujiyey hoos u dhac ah 8%; halka dhoofkii xooluhu uu sanadkii 2018 ka batay 1.2 Malyuun oo neef kii ka horreeyey ee 2017, iyada oo la filayo in kor-u-kacu sii socdo marka la eego saadaasha togan ee dhaqaalaha gudaha iyo kan gobolkaba. Sidaas oo ay tahay, Wasaaradda Horumarinta Maaliyaddu kuma talax tegeyso odorosyada ay samaynayso sida ka muuqata Jaantuskaka 1aad ee xagga hoose ka muuqda. Heerka Waxsoosaarka Gudaha waxa loo saadaaliyey koritaan 2% ah sanadkii, halka sicir-bararka loo odorosay inuu hoos ugu soo dhaco 6.6% sannadka 2019 halka uu 7% ku fadhiisan doono saddexda sannadood ee soo socda, iyada oo sarrifkuna ku istaagi doono ama lagu hayn doono yoolka Bangiga Dhexe ee SISH 8,500 halkii Doolar ee Maraykanka ah. Soodejinta badeecooyinka ayaa la filayaa inay kor u kacdo 5%, halka dhoofka xoolihuna uu kordhi doono 1%.

**Jaantuska 1aad:** Odoroska Waxsoosaarka Guud ee Gudaha, Sicir-bararka, Heerka kala-sarrifka lacagaha, Wax-soo-dejinta & Korodhka Dhoofka Xoolaha ee 2019- 2022

Muujiyeyaaasha Dhaqaalaha Guud	2019	2020	2021	2022
Koritaanka Sannadlaha ah ee Waxsoosaarka Gudaha (GDP)	2.0%	2.0%	2.0%	2.0%
Sicir-bararka Sannadlaha ah	6.6%	7.0%	7.0%	7.0%
Heerka Sarrifka (SL.Shs/USD)	8,500	8,500	8,500	8,500
Koritaanka Soo-dejinta badeecadaha	5.0%	5.0%	5.0%	5.0%
Koritaanka Dhoofka Xoolaha	1.0%	1.0%	1.0%	1.0%

**Awoodda ama haynta maaliyadeed ee dawladdu kor ayay u soo kacaysaa iyadoo ka soo gudubtay carqalado dhawr ah.** Ka dib hoos-u-dhac dakhli oo mar keliya is-jimbacay sanadkii 2017kii, dakhli-ururinta dawladdu waa soo kabanaysaa: ururinta dakhliga, ka dib markii dib loo abaabulay oo la dardargeliyey waxaa lagu guulaystayin lasoo ururiyo dakhligii la odorasay in ka badan 91%, oo u dhiganta 1.54 tirilyan 2018kii. Wadartan guud in ka badan 80% ayaa kastamadu keligood soo saareen. Dakhliga hoos u dhacay waxa inta badan loo aanaynayaa xayiraadda sii socotey ee dhoofka xoolaha, dib-u-dhac ku yimi hirgelinta miisaaniyaddii 2018 iyo, sidoo kale, xoogaa dib u dhac ah oo la soo dersey hirgelinta dibuhabaynta dakhli-ururinta. Dhinaca kharashgaraynta, in ka badan 90% oo u dhiganta 1.48 tirilyan ayaa fushey, iyada oo kalabadh kharashkan uu galay mushahar-siinta/gunnaynta shaqaalaha dawladda oo la macne ah in 5%, qoondadii loogu talo galay in lagu kharash gareeyo mushahar iyo gunooyin aan la kharash garayn una dhiganta 43 bilyan, taasi oo loo

aanaynayo inay ku timi shaqaalihii cusbaa ee lagu talo galay in la qaato oo aan xilligeedii ku dhicin. Kharash loo qoondeeyey adeegyada ayaa isna ka waabsanaa sidii lagu talo galay SISH 45 bilyan, halka kharash loo calaamadiyey hantida (assets) aan la isticmaalin kala-badh sannadkii 2018.

Wasaaradda Horumarinta Maaliyadda waxa cadaadis badani kaga yimi sannadkii 2018 bixinta biilashii taagnaa iyo kharashyada kale ee xilligoodii dib uga soo dhacay iyo weliba maaraynta dhibaatadii ay ka tagtay duufaantii Sagar. Lixdii bilood ee u horreeyey 2019, dakhli-ururinta waxa ay gaadhey SI.Shs 813 bilyan oo u dhiganta 91% heerka dakhli-ururinta, halka kharash-garaynta dawladdu ay noqotay SI.Shs 696 bilyan oo la macne ah inaan lagalin kharash u dhigma 22% ku-tal-galkii hore. Dheellitirka maaliyadeed ee soo hadhay, oo ay ku jirto deeqaha Workd Bank, waxa uu ahaa SL.Shs 118 bilyan oo iftiimineysa ama laga dhex dheehan karo hakinta kharashyada raasaamaaliga ah lixdii bilood ee hore ee 2019 oo lagu talo galay in la dareeriyayo ama loo meel dayo lixda bilood ee dambe ee sannadka. Wasaaradda Horumarinta Maaliyaddu waxa ay filaysa in si weyn uu haykalka maaliyadeed u sare joogsado lixda bilood ee dambe ee sannadka 2019 iyada oo hoos-udhacuna hoos u soo dego 4% oo u dhiganta in miisaaniyaddii sannadku ay sideedii u fushay 96%.

### **Yoolka Dawladda ee siyaasadaha lagu dhaqayo Lacagta iyo Maaliyadda ee saddexda sannadood ee**

**Soo Fool leh:** Waxa jira dhawr yool oo siyaasad-maaliyadeed oo ay tahay inay tixgeliyaan miisaaniyadaha saddexda sannadood ee soo socda. Waxa ka mid ah ah shaqaalaysiinta da'yarta, kobcinta waxsoosaarka gudaha, ilaalinta ama dhawrida warshadaha maxalliga ah, horumarinta farqiyaada ama dheellitirka kharash-bixinta, joogtaynta ama salaynta qiimayaasha iyo sarrifka lacagaha qalaad, mudnaansiinta nabadgelyada iyo caddaaladda, hubinta qabsoomidda doorashooyin xor iyo xalaal ah iyo in la hubiyo in la heli karo adeegyada aasaasiga ah sida biyaha, caafimaadka, waxbarashada, ilaalinta deegaanka, iwm.. Waxa kale oo muhim ah in la helo miisaaniyado ku wajahan horumarinta oo gobolladu iska dhex arkaan oo caddaalad ku salaysan iyada oo si wadajir ah gobollada iyo degmooyinku isula kaashanayaan wasaaradaha ay khusayso u sahamiyaan baahiyaha horumarineed. Ku-talo-gal ayaa ayaa jira looga goleeeyey miisaaniyadda 2020 si loo bilaabo maalgelinta arrimaha farsamo oo mudnaanta leh iyo buuxinta fongoraha heerarka maamul ee jira. Si loo gaadho ujeeddoyinka iyo yoolka, waxa Wasaaradda Horumarinta Maaliyaddu ku talo gashay inay kordhiso dakhli-ururinta waaxda cashuuraha Berriga (tusaale ahaan, iyada oo kartida ururinta la kordhinayo), yarayso daymaha dawladdu gasho, la kordhiyo in xafiisyada dawladda ee maxalliga la awoodsiyo oo halkooda loogu xawilo wixii dardargelinaya adeegyada ay fuliyaan iyada oo la joojinayo fiyada sharci-darrada lagu qaado – iyada oo isha lagu haynayo mar walba miisaaniyad is-daboosha oo dheellitiran. Waxa intaa raaca, in hoosta laga xarriiqay oo la isla gartay siyaasado maaliyadeed/lacageed si loo badhi-taaro yoolka maaliyadeed ee dawladda. Waxa tan ka mid ah in heerka sicir-bararka lagu joogteeyo 7% ilaa 7.5%, sarrifka lacagaha qalaad, gaar ahaan, US\$, uu ku negaado SI.Shs 8,000 ilaa SISH 8,500 iyada oo faraqa u dhexeeya kala-fogaanshaha sarrifka dawladda ee rasmiga ah iyo kan suuqa la soo yaraynayo.

### **Qiyaasaha Dakhliga iyo Kharashka Dawladda ee Saddexda sannadood ee soo socda oo ku xidhan hirgelinta Cashuuraha Cusub.**

Wasaaradda Horumarinta Maaliyaddu waxa ay qiyaasaysaa in dakhli-ururinta iyo kharash-garaynta dawladda ee sannadka 2020 uu noqdo SI.Shs1.9 tirilyan, iyada oo uu kobcayo 8.5% sannadka 2021, sanadka 2022'na 8.6%. Saadaalintani waxa ay ku xidhan tahay sida ay u hirgalaan cashuuro cusub oo badeecadaha ah oo la filayo inay hanaqaadaan horraanta 2020 iyo u-gudubka Cashuurta iibka iyo adeega ee (GST) oo lagu wado inay hirgasho dabayaaqada 2019. Xagga kharashka, waxa hawlaha lama-filaanka looga qoondeeyey inay ka noqdaan miisaaniyadda sannadka 2022 0.5% halka sannadaha 2021 iyo 2022 uu ka noqon doono Miisaaniyadda min 1% lama-filaanku. Waxa loo qoondeeyey lacag duuduub ah oo dhan SI.Shs 25.5 bilyan sannadkiiba in miisaaniyadda loogu daro 1,000 dhallinyaro ah oo jaamiciyiin ah oo ku bira Barnaamijka Shaqo Qaran. Waxa iyadana 5% lagu daray kharashka Istimaalka Badeecadaha iyo Adeegyada. Bixinta daymaha waxa lagu kordhiyey SI.Shs 20 bilyan halkii uu taagnaa 2019, taas oo ka dhigaysa 2020-ga

Sl.Shs 93 bilyan, halka loo qoondeeyey 2021 iyo 2022 min Sl.Shs 80 bilyan. Ugu dambayntii, waxa Wasaaradda Horumarinta Maaliyaddu u kala qoondaysay Sl.Shs 143 bilyan, Sl.Shs 253 bilyan iyo Sl.Shs 374 bilyan sannadaha 2020, 2021 iyo 2022 (sida ay u kala horreeyaan) si loogu fuliyo mashaariic horumarineed oo cusub.

**Jaantuska 2aad<sup>1</sup>:** Qiyaasta Dakhliga & Kharashka Dawladda 3da sannadood ee soo socda, Sl.Shs

Faahfaahin	2020 (Odoros)	2021 (Odoros)	2022 (Odoros)
Cashuur	1,695,618,313,251	1,847,424,629,992	2,015,297,239,736
Aan ahayn Cashuur	220,376,737,427	231,279,796,926	242,960,940,067
<b>Odoroska Dakhliga Guud</b>	<b>1,915,995,050,678</b>	<b>2,078,704,426,918</b>	<b>2,258,258,179,803</b>
Korodhka	10.4%	8.5%	8.6%
Mushahar/Gunno-siinta shaqaalaha	924,733,355,665	950,233,355,665	975,733,355,665
Isticmaalaka Badeecadaha & Adeegyada	612,024,318,643	641,955,662,265	673,383,573,070
Kafaalo-qaad	7,066,507,884	7,066,507,884	7,066,507,884
Deeqaha & Xawilaadda	111,631,055,696	111,631,055,696	111,631,055,696
Hantida	14,279,117,008	14,279,117,008	14,279,117,008
Bixinta daymaha	93,300,572,368	80,000,000,000	80,000,000,000
Lama-Filaanka	9,579,975,253	20,787,044,269	22,582,581,798
<b>Wadar (Aanay ku jirin Mashaariicda)</b>	<b>1,772,614,902,517</b>	<b>1,825,952,742,788</b>	<b>1,884,676,191,121</b>
Kharash Mashaariicda Cusub	143,380,148,161	252,751,684,130	373,581,988,682
<b>Qiyaasta Wadarta Guud ee Kharashka</b>	<b>1,915,995,050,678</b>	<b>2,078,704,426,918</b>	<b>2,258,258,179,803</b>
Korodh	7.5%	8.5%	8.6%

<sup>1</sup> odorasyadan kharashka iyo dakhliga ee sadexda sano ah waxa laga shidaal qaatay dakhligii iyo kharashkii 6 bilood ee hore ee 2019 taasi oo is bedel ku iman karo marka sanadku dhamaado

## 1. HORDHAC

Koboca dhaqaale waa kan u ku dhismayo badhaadhaha Jamhuuriyadda Somaliland iyo kor-u-qaadista maceeshadda bulshadeeda. Haddaba, waxa tani u baahan tahay in siyaasado miyirqaba oo isgaadhsiisan lala yimaaddo oo la joogteeyo, kuwaas oo ay weheliso daah-furnaan iyo maarayn karti leh oo lagu dhaqo khayraadka ummadda. Siyaasadda maaliyadeed ee Somaliland waxa loo dhisay hab khayraadka si hufan oo karti leh mid walba halkeeda ugu hagaajinaya, abuuraya jawi uu ku koro dhaqaaluhu; abuuraya fursado shaqo; unkaya daryeel buslsho oo yaraynaya saboolnimada iyo sinnaan-la'aanta. Qaab-dhismeedka Siyaasadda Dhaqaalaha Guud iyo Maaliyaddu waxa uu muhim u yahay hireglinta Qorshaha Horumarineed ee qaranka II (National Development Plan II). Dawladdu waxa ay hindisaysaa siyaasado maaliyadeed iyo kuwo lagu maareeyo lacagaha muddada dhexe oo xaqiijinaya degganaanshaha oo soo dhoweyn kara ganacsiga gaarka ah oo hanaqaada oo kora.

Ujeedooyinka u mudan ee laga leeyahay Siyaasadda Dhaqaalaha Guud iyo Maaliyadda ee muddada dhexe waxa weeye:

- ✓ In la jaangooyo, oo tub la qaadsiiyo siyaasadaha dawladda ee maaliyadda iyo lacagaha ee muddada dhexe.
- ✓ In laga helo aragti guud iyo saadaalin run ah muujinaysa geeddi-socodka dhaqaalaha guud iyo maaliyadda saddexda sannadood ee soo socda.
- ✓ In la hubiyo in dakhli-ururinta guduhu ku filan tahay daboolidda kharashyada soo noqnoqda ee dawladda iyo mashaariicda horumarineed ee mudnaanta leh.
- ✓ In miisaaniyaduhu ka tarjumaan kala-mudnaanta dawladdu u jeexdo, ayna is waafajiyaan kharashyada iyo sida loo jaangooyey.
- ✓ Inay oggolaadaan in dadweynuhu isha ku hayn karo oo dabagal ku samayn karo meelmarka siyaasadaha dawladda.

Yoolka dawladda ee maaliyadeed waxa haga tilmaamayaasha kala ah: heerka maaliyadeed ee xilligaa, joogtaynteeda iyo goldaloolooyinka ay ka liici karto ee gufaynta u baahan. Waxa siyaasaduhu ku talagal ka yeeshaan in la helo kaash ama lacag cad oo lagu dabooli karo (iyadoon sicir-barar la gelinayn) hoos-u-dhac oo miisaaniyadi kaga baaqsato odoroskeedii iyada oo isla markaa la yaraynayo deynta dadweynaha. Siyaasadaha maaliyadeed ee dawladdu (kharash garaynta, cashuuraha, iwm.) waa inay noqdaan kuwo muddada dhexe uga gudbi kara muddada dheer iyada oo aan laga gaabinayn ama la isku rogayn ku-talo-galkii kharashyada oo ku jaango'naa miisaaniyadaha. Ugu dambaynna, siyaasadaha maaliyadeed ee dawladdu waa inay u qaabaysan yihiin inay u debecsan yihiin dib-u-dhacyada aan la baajin karin oo talo meel uga taal si aan looga baaqsan yoolkii maaliyadeed.

Dokumentiyada Qaabdhismeedka Siyaasadda Dhaqaalaha Guud iyo Maaliyaddu, haddaba, waxa loo habeeyey afar qaybood. Qaybta hore waxa ay aragti guud ka bixineysaa dhaqaalaha Somaliland, iyada oo dul istaagaysa Waxsoosaarka Guud ee Gudaha (WSGG ama GDP), sicir-bararka, sarrifka iyo ganacsiga. Qaybta labaad waxa ay adhxaysaa oo qiimaynaysaa maxsuulkii ka soo baxay siyaasaddii maaliyadeed ee 2018 iyo lixda bilood ee hore ee 2019. Qaybta saddexaad waxa ay saadaalinaysaa muuqaalka uu yeelan karo dhaqaaluhu saddexda sannadood; halka qaybta afraadna ka faalloonayso siyaasadaha maaliyadeed iyo lacageed iyo qiyaasaha miisaaniyada qaranka saddexda sannadood ee innagu soo aaddan.

## 2. DULMARKA GUUD EE DHAQAALAHA

### 2.1. HEERKA GUUD EE WAXSOOSAARKA GUDAHA

Dhaqaalaha Somaliland waxa hoos-u-dhac la taaban karaa ku keenay abaarihii 2015 iyo xayiraaddii xoolaha ee Saudi Arabia ee 2017. Heerka Guud ee Waxsoosaarka Gudaha ee asalraaca ahi waxa uu sannadka 2017 ka badnaa 62% kii 2012, halka koritaanka dhabta ah ee Heerka Waxsoosaarka Guud ee Guduhu ahaa 1.0% isla labadaa sannadood ee la is barbardhigay. Heerka waxsoosaarka Guud ee Gudaha ee dhabta ahi waxa uu hoos ugu soo dhacay sannadkii 2015 0.7%, halka uu ka ahaa 4.6% sannadkii ka horreeyey ee 2014. Dhaqaaluhu waxa uu soo kabtay sannadkii 2016 oo uu muujiyey koritaan ah 2.1% Heerka Guud ee Wax soo saarka Gudaha, waxa se mar kale uu hoos u dhacay 1% sannadkii 2017 oo sababay xayiraadda dhoofka xoolaha ee Sucuudiga.

Halka aan laga hayn tiro rasmi ah wixii ka dambeeyey 2017, muujiyeyaasha horumarka dhaqaalaha guud waxay muujinayaan in loo soo noqday koritaan dhexdhexaad ah sannadkii 2018. Kortaanka liisannada ama ruqsadaha Waxsoodejinta iyo meheradaha, mugga shimiitada waddanka soo geleysa oo korodhay ayaa muujinaysa in dhaqaaluhu kordhay sannadkii 2018. Horumarka dhinaca cimilada iyo deeganka ku yimi sida roobabka oo batay 2019, kor-ukaca baahiyaha adeegyada loo qabo, soo-kabashada xoolaha ee roobabka batay la socda, iyo badh-qaadida Sucuudiga ee xayiraaddii xoolaha waxa ay dhammaantood mujinayaan koritaan ka muuqda 2019.

**Jaantuska 3aad:** Heerka Guud ee Waxsoosaarka Gudaha oo La filayey, Isagoo dhab ah (Qiimaha aan isbedelin ee 2015), malyuun Doolaka Maraykanka (\$US)

Sannad	Heerka Guud ee Waxsoosaarka Gudaha ee asalraaca ah	% Δ	Heerka Guud ee Waxsoosaarka Gudaha ee Dhabta ah*	Δ
2012	1,586	-	2,014	-
2013	1,831	15%	2,088	3.7%
2014	2,011	10%	2,185	4.6%
2015	2,201	9%	2,201	0.7%
2016	2,322	5%	2,248	2.1%
2017	2,573	11%	2,226	-1.0%

\*Qiimaha joogtada ah ee 2015

**Waxaa laga soo xigtay:** Qeybta tirakoobka ee waaxda, W/Qorshaynta & Horumarinta

### 2.2. Sicir-bararka

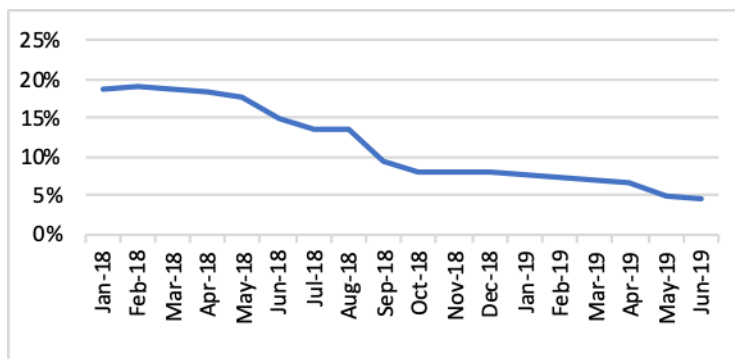
Sida kor lagu soo sheegay faraqa u dhexeeya Heerka Guud ee Wax soo saarka Gudaha ee asalraaca ah iyo kan dhabta ah ee sannad 2012 iyo 2017, waxa uu muujinayaa heer sicir-barar oo aad u sarreeyaa isla sannadaha. Jaantuska 4aad waxa uu muujinayaa in sicir-bararka u sarreeya lagu arkayo sannadha 2015 iyo 2017 oo kala ahaa 13.6% iyo 18.4%. Marka bil-bil loo eego, **Shaxda 1aad** waxa ay muujineysaa inuu hoos u socdey sicir-bararku iyada oo bishii January ee 2018 uu ahaa 18.9% halka bisha lixaad ee June 2019 uu ka noqday 4.5%. Celceliska sicir-bararka ee qaybta hore ee 2019 waxa uu ahaa 6.3% marka la barbardhigay isla bilaha sannadkii ka horreeyey ee 2018 oo uu ahaa celcelisku 18%.

**Jaantuska 4aad:** Sicir-bararka u Sarreeya ee Sannadka ku dhammaaday December

Sannadka	Index	Heerka
2012	100	
2013	108.43	8.4%
2014	115.87	6.9%
2015	131.63	13.6%
2016	133.12	1.1%
2017	157.63	18.4%
2018	170.17	8.0%
2019 <sup>2</sup>	174.09	4.5

**Xigasho:** Waaxda tirakoobka ee, W/Qorshaynta & Horumarinta

**Shaxda 1aad:** Sicir-bararka u sarreeya ee January 2018 ilaa June 2019, oo laga soo shidaal-qaadanayo salka 2012



Hoos-u-dhaca sicir bararka waxa loo nisbeeyey heerka sarrifka oo caadiyoobey, soona kabanayey celcelis ahaan. Qiimaha oo ka soo naasilmey badeecadaha qaarkood sida khudaarta labadeeda nooc (vegetables and fruits), adeegyada iyo tamarta (sida: gaasta, batroolka & naaftada) ayaa iyana door ka qaatay. Waxa intaa dheer ka-soo-kabashada abaarihii iyo hoos-u-dhaci xoolaha waxa iyana qayb muuqata ku lahaa roobabka mahiigaanka ah ee da'ay 2019 oo dib u soo nooleeyey wax-soo-saarkii dhaqaalaha oo saamayn ku yeeshay hoos-u-dhaca qiimayaasha.

### 2.3. Heerka sarrifka

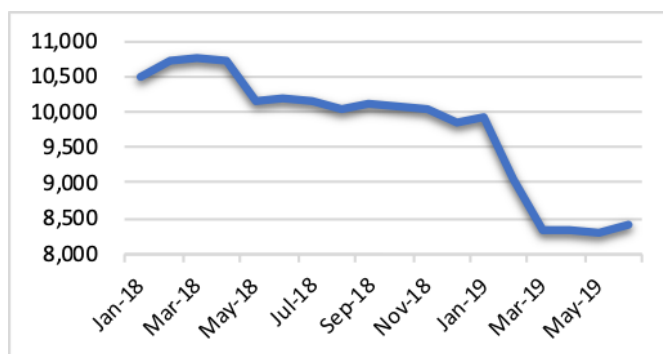
Ka dib xayiraaddii dhoofka xoolaha ee Sucuudiga bilowgii 2017, Sarrifka Shilinka Somaliland ee Doolarka Maraykanku aad ayuu hoos u dhacay iyada oo uu ka kacay SISH 7,556 ilaa SISH 9,328 ka hor intii aanu kor u sii fanan 2018 sida ka muuqata Jaantuska 5aad iyo Shaxda 2aad. Sannadka 2019, waxa sarrifka Shilinku u soo xogaystay heer uu soo gaadho bishii May SISH 8,308 markuu u hoseeyey sarrif ahaan, halka uu bisha June noqday SISH 8,400. Lixda bilood ee u horreeyay 2019, waxa sarrifku noqday SISH 8,729 halkii Doolar Maraykan, oo u dhiganta 16.9% uu ka soo xoogeystey bilihii u dhigmeey ee 2018.

**Jaantuska 5aad:** Isu bedelka Somaliland shilling iyo dollarka

Sannad	Sarrifka	% Δ
2012	6,464	
2013	6,838	5.8%
2014	7,129	4.3%
2015	7,564	6.1%
2016	7,556	-0.1%
2017	9,328	23.5%
2018	10,189	9.2%
2019 <sup>3</sup>	8,729	-14.3%

**Xigasho:** Bangiga Somaliland

**Shaxda 2aad:** Heerka Sarrifka Shilinka Somaliland iyo Doolarka Maraykana ee January 2019 ilaa June 2019



Heerka sarrifka ee Shilinka ee ku soo xoogeystey Doolarka waxa loo nisbeeyaa badiba Bangiga Dhexe ee Somaliland oo joogteeyey guurguurka sarrifka si uu ugu celceliyo yool ah SISH 8.500 halkii Doolar

<sup>2</sup>Sicir bararka waa lixda bilood hore 2019

<sup>3</sup>Isbedelka sicirka sarrifka celcelis ahaan waa lixda bilood hore, 2019



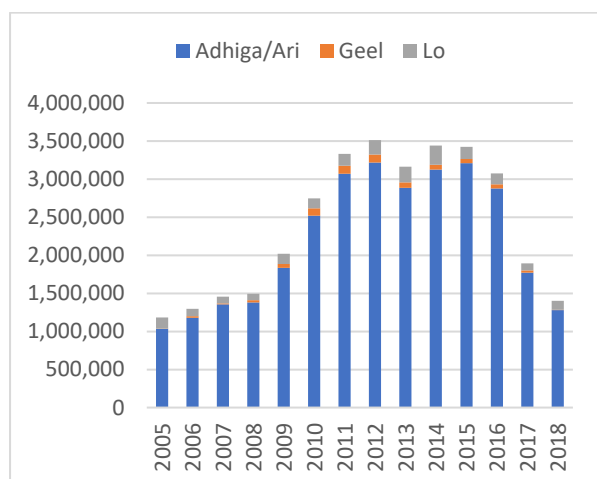
ee Maraykanka ah. Maadaama dalku ku shaqeyo labada lacagoodba, waxa heerkan loo dejiyey qofka ku mushahar qata Shilinka Somaliland iyo kan ku qaata Doolarka Maraykanka labadaba loo tixgeliyo. Tallaabooyinka Bangiga waxa ka mid ahaa xaddidaad uu ku sameeyey labada shirkadood ee u waaweyn ee adeegyada lacagaha isaga oo amray inaan laga dhex sarrifan karin xaddi lacageed oo ka yar US\$ 100. Waxa kale oo Bangigu xaddiday dhaqdhaqaaqa sarriflayaasha lacagaha qalaad iyada oo sarriflaha lagu qabto inuu wax ku beddeley in ka badan 2% heerka Sarrifka ah ee rasmiga ah lagala noqon doono ruqsadda ganacsiga, lagana mamnuuci doono ka-ganacsiga suuqa sarrifka.

## 2.4. Ganacsiga

### Dhoofka Xoolaha

Faraq hoos-u-dhac ah oo ballaadhan ayaa ku yimi ganacsiga Somaliland kaas oo si weyn u sibiibixday 2015, mar kalena sidoo kale hoobtay 2018. Tirada Xoolaha la dhoofiyey sanadkii 2018, tusaale ahaan, waxa ay ahayd tii u hooseysey ilaa 2007 iyada oo 26% dhoofku hoos ugu soo dhacay (492,649). Iyada oo dhaqaaluhu ka soo kabanayo abaarihii iyo xayiraaddii xoolaha, saadaasha ganacsiga ee 2019 waa mid togan. Lixda bilood ee u horreeya 2019 waxa ay ka badan tahay 22% bilihii u dhigmeey ee 2018.

**Shaxda 3aad:** Xoolaha ka dhoofay dekedda Berbera laga bilaabo 2005 ilaa 2018



**Xigasho:** xogta laga helay W/Qorshaynta & Horumarinta

**Jaantuska 6aad:** Dhoofka Xoolaha 2012 -2018

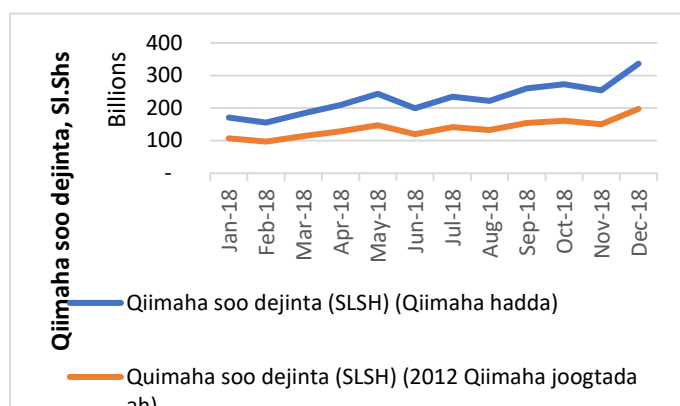
Muddada	Tirada Xoolaha Dhoofay	% Isbeddelka
2012	3,512,433	5%
2013	3,161,795	-10%
2014	3,439,798	9%
2015	3,424,745	-0.44%
2016	3,074,899	-10%
2017	1,894,696	-38%
2018	1,402,047	-26%

**Xigasho:** Waaxda kastamka, W/H/Maaliyadda

### Wax-Soo-dejinta

Si Sannadle ah ayaa wax-soo-dejinta Somaliland hoos ugu dhacaysey sannadihii 2014, 2015, iyo 2017. Qiimaha guud ee wax-soo-dejinta 2018 qiimayaasha hadda jira waxa ay ahayd SISH 2.7 tirilyan halka ay ka ahayd qiimayaasha 2012 SI.Shs 1.6 tirilyan (la tixgeliyey sicir-bararka). Marka la dheehdo Shaxda 4aad, qiimaha Wax-soo-dejinta 2012 iyo 2018 labaduba kor ayay u socdaan celcelis ahaan. Warka laga helay 2019, waxa uu muujinayaa in sidoo kale uu kor ugu socdo. Lixda bilood ee hore ee sannadka 2019 waxay muujinayaan in qiimaha wax-soo-dejintu yahay SI.Shs 1.6 tirilyan oo u dhiganta 59% qiimaha guud ee wax-soo-dejinta ee 2018 oo idil. Waxa xusid mudan in qiimaha kastamku qiimaha dhabta ah ee qiima-sheegadyadu sheegayaan.

**Shaxda 4aad:** Qiimaha billaha ah ee wax-soo-dejinta 2018



**Jaantuska 7aad:** Mugga Wax-soo-dejinta 2012 -2018

Sannadka	Mugga	% isbeddelka
2012	427,376,721	
2013	702,342,218	64%
2014	575,575,718	-18%
2015	463,955,765	-19%
2016	504,749,446	9%
2017	440,126,477	-13%
2018	538,636,414	22%

**Xigasho:** Waaxda Customka, W/H/Maaliyadda

## 2.5. Maalgelinta

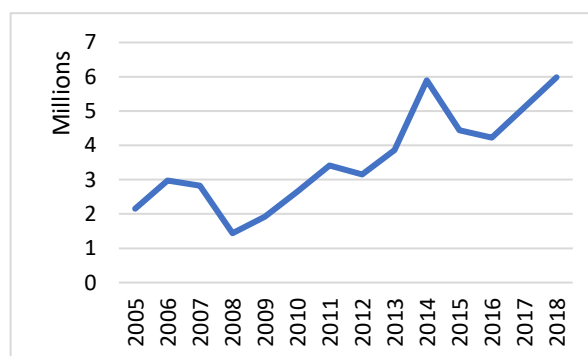
### Maalgelinta iyo Dhismaha

Tirada ruqsadaha ganacsiga ee la bixiyey iyo tirada shimiitada la soo dejiyey ayaa lagu qiyaasay heerka maalgelinta ee Somaliland. Sannadkii 2018, 687 liisan ayaa la siiyey meherado ama ganacsi oo u dhiganta inay ka badan tahay 77% heerkii 2012. Marka laga reebo 2014, bixinta liisannada ganacsigu waa sarreeyey. Lixda bilood ee u horreeya 2019, waxa la bixiyey ruqsado dhan 443 oo u dhiganta 64% liisannadii la bixiyey sannadka 2018 oo idil. Marka la eego roobabka iyo kor-u-hinqadka dhaqaalaha ee guud, waxa la filayaa inay aad kor u sii kacaan ilaa sannadka 2019 dhamaadkiisa. Shaxda 5aad waxa ay tilmaamaysaa tirada shimiitada ee la soo dejiyey laga soo bilaabo 2005 ilaa 2018. Sannadka 2018 keligii, waxa la soo dejiyey 5.98 milyuun oo kiish oo ahaa tiradii u badnayd ilaa 2005.

**Jaantuska 8aad:** Tirada liisannada ganacsi e la bixiyey 2012 ilaa 2019

Sannadka	Rusqadda	% Δ
2012	140	
2013	274	96%
2014	253	-8%
2015	264	4%
2016	452	71%
2017	525	16%
2018	687	31%
2019 <sup>4</sup>	443	

**Shaxda 5aad:** Tirada Kiishashaka Shimiito ee soo galay Somaliland 2005 ilaa 2018



## 3. Dulmarka Guud ee Maliyadeed

### 3.1. Guudmarka maaliyadeed ee 2018

- Dakhli-ururinta gudaha ee 2018, waxa uu ahaa Sl.Shs 1.51 tirilyan oo la macne ah 8% ayay ka yarayd ku-talo-galkii. Waxa hoos-u-dhac u kala dhigma 8% iyo 4% ku kala yimi qorshihii dakhli-

<sup>4</sup>Tirada ruqsadaha ee 2019, waa lixda bilood ee hore

ururinta ee kastamka iyo Cashuuraha Berriga, oo loo nisbeeyey xayiraadda xoolaha, dib-u-dhaca dhaqan-gelinta miisaaniyadda 2018<sup>5</sup>. Gaabiska ku yimi hirgelinta dib-qaabaynta maaliyadeed.

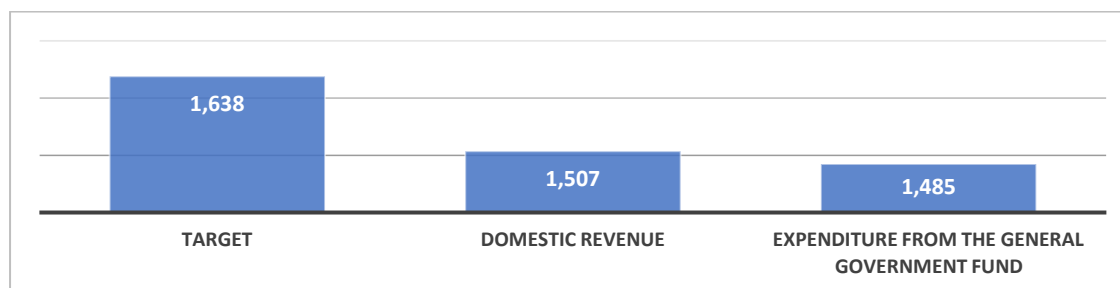
- Deeqaha Bangiga Adduunku waxa uu noqday SI.Shs 33.7 bilyan oo u dhiganta in uu odoroskii la sameeyey ka yaraa 31%.
- Kharashka laga galay sanduuqa guud ee dawladda 2018 waxa uu ahaa SI.Shs 1.48 tirilyan oo ka baxay qoondo-miisaaniyadeed oo dhammayd SI.Shs 1.64 tirilyan, taas oo u dhiganta inay ku talo-galka ka yarayd 9%.
- Sannadka dhammaadkiisa waxa faraqa soo hadhay oo aanu ku jirin deeqaha Bangiga Adduunku ahaa SI.Shs 22.5 bilyan oo ka yar. In kasta oo kharashku yaraaday dakhliga SI.Shs 22.5 bilyan, haddana waxa uu dhab ahaan ka yaraa SI.Shs 153 bilyan ku talo-galkii miisaaniyaddu u qoondaysay 2018 – *Eeg Shaxda 6aad*.

### Jaantuska 9aad: Soo-Koobidda Maaliyadeed ee 2018, SI.Shs

Soo-koobidda Maaliyadeed	Yoolka (Miisaaniyad sannadeedka)	Dhabta	Faraqa	Faraq <sup>6</sup> . (%)
<b>Dakhliga</b>	<b>1,687,000,000,000</b>	<b>1,541,086,844,980</b>	<b>-145,913,155,020</b>	<b>-8.65</b>
Dakhliga Gudaha	1,637,902,540,120	1,507,360,976,320	-130,541,563,800	-7.97
Deeqaha (Bangiga Adduunka)	49,097,459,880	33,725,868,660	-15,371,591,220	-31.31
<b>Kharash</b>				
Sanduuqwa Guud ee Dawladda	1,637,902,540,121	1,484,871,776,133	-153,030,763,988	-9.34%
Hadhaaga Maaliyadeed (aanay ku jirin Deeqaha Bangiga Adduunka)		22,489,200,187		

**Xigasho:** W/Horumarinta Maaliyadda

**Shaxda 6aad:** Qiyaasta Miisaaniyadda, Dakhliga Gudaha iyo Kharash Guud ee Sanduuqa Dawladda oo Bilyan Shilin Somaliland ah



#### 3.1.1. Heensaynta Khayraadka (iyo Xoogga) 2018

Sannadkii 2018, yoolka dakhli-ururintu (ku jirto deeqda Bangiga Adduunku) waxa uu ahaa SI.Shs 1.69 tirilyan, halkaa dakhli-ururinta guduhu keligeed ahayd SI.Shs 1.64 tirilyan. Iyada oo diiradda la saarayey dakhli-ururinta gudaha, cashuur-ururintu waxa ay 4% ka hoos martay yoolkii, halka dakhliga aan cashuuraha ahayni ka hoos maray 26% yoolka – taas oo sababtay in yoolkii laga baaqday SI.Shs 130.5 bilyan oo u dhiganta hoos-mar dhan 8% (*Eeg Jaantuska 10 ee hoose*).

Kastammada iyo Cashuuraha Berriga – labada waaxood ee u waaweyn dakhli-ururinta, waxa ay soo kala xereeyeen 80% iyo 20% dakhliga gudaha. Kastamka waxa ay yoolkoodii ka baaqsadeen 8% oo u

<sup>5</sup> Miisaaniyaddii sanadka 2018 waxa la ansixiyay bishii April 2018

<sup>6</sup>Faraqa waa odoraska iyo dhabta oo kale jaray

dhiganta SI.Shs 84 bilyan oo loo aaneeyey xayiraaddii dhoofka xoolaha cashuurihii laga filayey oo ka hoos maray yoolkii SI.Shs 86.5 bilyan. Cashuuraha Berrigu, dhinaciisa, waxa uu ka waabsanaa dakhliga uu soo xereeyey ku-talo-galkii 4% oo u dhiganta SI.Shs 10 bilyan. In kasta oo meelo ama walxo badan oo dakhli ka yaraadeen sidii laga filayey (*fiiri Lifaaqa 2*), haddana sababaha u waaweyn ee loo nisbaynayo ka gaabsashada yoolka waxa lagu tilmaamay cashuuraha laga filayey dhoofka xoolaha iyo ganacsiga oo aan halkoodii fadhiisan, kana waabsanaa ku-talo-galka SI.Shs 87 bilyan iyo SI.Shs 20 bilyan, sida ay u kala horreeyaan. In kasta oo Xafiiska Cashuuraha berrigu uu ku horeeyey haddana (62%), dakhli ururinta uu ka soo xereeyey cashuurta dakhliga soo gala ganacsiga, haddana ma yaraysan kastamka oo waxa ay soo xereeyeen 38%.

Jaantuska 11aad Waxa uu muujinayaa sida ay u kala hawlgaleen kastamka iyo cashuuraha Berriga oo ku salaysan goobaha. Kastamka marka la eego, Berbera ayaa hoos-u-dhaca u badani ku yimi sababta oo ah xayiraadda dhoofka xoolaha. Sidoo kale, Gegida Dayuuradaha ee Hargeysa ayaa iyana waxa ku yimi hoos-u-dhac booqdayaashii ajaanibka ahaa ee la filayey sidaasina ay keentay in dakhligii ka soo xeroon jirey hoos u dhaco. Dhinaca Cashuuraha Berriga, Burco iyo Boorama ayaa hoos-u-dhac ka muuqdaa.

**Jaantuska 10aad:** Dakhli-ururinta rasmiga ah oo la barbar dhigay yoolkii miisaaniyadda ee 2018, SI.Shs

Qeexid	Odoroska Miisaaniyadda (Sannadle)	Dakhli-ururinta Dhabta ah	Faraqa	%
<b>Cashuuraha</b>	<b>1,338,466,941,250</b>	<b>1,285,014,522,650</b>	<b>-53,452,418,600</b>	<b>-4%</b>
Macaashamacaashka iyo faaidada	41,562,805,298	19,767,569,706	-21,795,235,592	-52%
Mushaharka & shaqaalaha	65,330,134,773	75,456,626,152	10,126,491,379	16%
<b>Badeecadaha &amp; Adeegga</b>	<b>297,571,780,196</b>	<b>295,812,762,914</b>	<b>-1,759,017,282</b>	<b>-1%</b>
Cashuurta libka	185,919,860,670	203,691,547,656	17,771,686,986	10%
Cashuurta Diiwaangetinta	60,564,388,316	43,567,129,340	-16,997,258,976	-28%
Cashuuraha kale ee badeecadaha & Adeegga	51,087,531,210	48,554,085,918	-2,533,445,292	-5%
<b>Ganacsiga Caalamiga ah</b>	<b>742,826,054,685</b>	<b>716,883,760,454</b>	<b>-25,942,294,231</b>	<b>-3%</b>
Cashuurta soo-dejint	523,967,387,960	603,181,790,655	79,214,402,695	15%
Cashuurta Dhhofinta	156,048,650,130	51,824,298,194	-104,224,351,936	-67%
Cashuuraha Dekedda	62,810,016,595	61,877,671,605	-932,344,990	-1%
<b>Cashuuraha kale</b>	<b>191,176,166,298</b>	<b>177,093,803,424</b>	<b>-14,082,362,874</b>	<b>-7%</b>
Cashuuraha (tigidhka) Mortgage	54,357,459,885	61,815,136,299	7,457,676,414	14%
2% Cashuuraha loo jaro gobollada Bariga	57,722,862,550	64,125,252,476	6,402,389,926	11%
KALE	79,095,843,863	51,153,414,649	-27,942,429,214	-35%
<b>Dakhli-ururinta kale</b>	<b>299,435,598,870</b>	<b>222,346,453,670</b>	<b>-77,089,145,200</b>	<b>-26%</b>
Cashuurta Hantida libka badeecadaha iyo adeegyada	163,000,328,540	126,217,357,476	-36,782,971,064	-23%
Ganaaxyada iyo adeegyada mutadawacnimada ah	6,599,837,080	8,350,440,323	1,750,603,243	27%
Wareejinta aan meelo kale lagu qeexin	44,131,089,900	27,997,079,396	-16,134,010,504	-37%
Dakhli kale	17,620,794,690	56,124,090	-17,564,670,600	-100%
<b>WADAR(Ku jirin deeqdu)</b>	<b>1,637,902,540,120</b>	<b>1,507,360,976,320</b>	<b>-130,541,563,800</b>	<b>-8.0%</b>
Deeqaha Bangiga Adduunka	49,097,459,880	33,725,868,660	-15,371,591,220	-31%
<b>WADAR</b>	<b>1,687,000,000,000</b>	<b>1,541,086,844,980</b>	<b>-145,913,155,020</b>	<b>-8.6%</b>

**Jaantuska 11aad:** Dakhli-ururinta dhabta ah ee Kastamada (bidix) iyo cashuuraha Berriga (Midig) oo lala eegay Yoolka Miisaaniyadda 2018

Kastamka	Faraqa Yoolka iyo Dhabta	
	(SLSH)	(%)
Berbera	-70,100,874,654	-9%
Hargeisa Airport	-14,385,535,587	-25%
Seylac	-12,071,627,419	-15%
Gabiley	-4,779,471,216	-3%
C/Cado	-773,292,554	-7%
L/Haya	-563,353,581	-99%
Las-Canod	-446,423,238	-6%
C/Gaabo	-387,657,086	-43%
Abaarso	-122,763,090	-54%
Dilla	-54,606,963	-96%
A/Baday	-51,677,083	-8%
Burco	-36,005,612	-3%
Hargeisa	193,124,309	19%
Caynabo	426,753,631	63%
Other	2,553,834,591	100%
Borama	3,033,316,028	27%
Wajaale	3,806,798,900	22%
B/Gubadle	9,660,611,430	341%

Cashuuraha Berriga	Faraqa Yoolka iyo Dhabta	
	(SLSH)	(%)
Burco	-9,271,533,424	-53%
Borama	-5,038,501,907	-38%
Hargeysa	-2,987,335,243	-2%
Las-Canod	-1,561,855,947	-57%
C/Gaabo	-1,030,665,889	-50%
Seylac	-255,391,241	-23%
Gabiley	-188,528,167	-4%
Caynabo	-119,534,113	-23%
Berbera	11,320,077,115	38%

**Xigasho:** Waaxaha kastamka iyo Cashuuraha Beriga ee W/H/Maalayadda

### 3.1.2. Dakhli-ururinta Dawladda ee 2018

Kharash ka baxay Sanduqa Guud ee Dawladda oo markii hore loo qoondeeyey SI.Shs 1.64 tirilyan, waxa ka baxay SI.Shs 1.48 tirilyan, taas oo la macne ah in uu ka gaabsaday kharashku yoolkii 9% oo loo aanaynayo hoos-u-dhaca dakhliga.

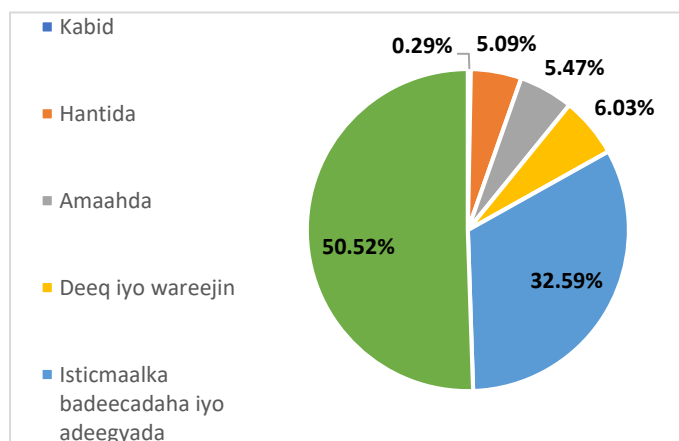
#### Fulinta oo Madax-madax ah

**Mushaharsiinta shaqaalaha:** Sannad-maalayadeedka 2018, waxa mushahar/gunno-siin shaqaalaha dawladda lagu bixiyey SI.Shs 784 bilyan. Tani waxa ay ka yarayd qoondadii loo asteeyey SI.Shs 43 bilyan (-5%) oo ku timi dib-u-dhac ku yimi 1200 oo shaqaale cusub ah oo miisaaniyadda ku jirey.

**Isticmaalka Badeecadaha iyo Adeegga:** Qadder lacageed oo dhan SI.Shs 479.6

bilyan ayaa lagu bixiyey isticmaalka badeecadaha iyo adeegyada. Tani waxay ka yarayd 54 bilyan SI.Shs qoonadadii loogu talo galay (-10%). Iyada oo la tixgelinayo hoos-u-dhaca dakhliga ku yimi, waxa dawladdu dhintay kharashka soo noqnoqda ee Wasaaradaha, Waaxaha iyo Wakaaladaha ee ku baxa sida adeegyada. Tusaale ahaan, haddii wasaarad, wax ama wakaaladi 10 litir siin jirtey gaadhihii, waxa lagu xaddiday 4 ama 3 litir.

**Shaxda 7aad:** Qoondaynta Miisaaniyadda 2018 oo boqolley madax ah



**Hantida:** Lixda madax ee ka muuqda Jaantuska 12aad, kharash-bixinta lagu galay hantida ayaa aad u yar iyada oo ka yar qoondadii 51%. Sida caadada ah marka dakhli-ururintu hoos u dhacdo badiba waxa lagu jiifsadaa oo xoog loo yareeyaa kharashka la gelin lahaa hantida. Kharashyadii ka baaqsaday in la galo 2018, waxa looga meel deyeey miisaaniyadda 2019 oo laga bixin doono.

**Kabista, deeqaha iyo wareejinta iyo amaah-da ayaa, sida ay u kala horreeyaan, yoolkoodii uga yaraa 4.2%, 8.3% iyo 5%.**

**Jaantuska 12aad:** 12aad: Kharash-galka oo ku salaysan Madaxyo (madax-madax)

COA <sup>7</sup>	Tafaasiil/Qeexid	Qoondada	Dhabta ah	Faraqa	Faraq (%)
<b>21</b>	<b>Magdhowga/Mushaharsiinta Shaqaalaha</b>	<b>827,522,809,252</b>	<b>784,185,228,452</b>	<b>-43,337,580,800</b>	<b>-5.24</b>
210	Mushahaaroyinka	816,574,721,172	774,962,070,333	-41,612,650,839	-5.10
2120	Gunnooyinka kale ee shaqaalaynta	10,948,088,080	9,223,158,119	-1,724,929,961	-15.76
<b>22</b>	<b>Isticmaalka badeecada &amp; Adeegyada</b>	<b>533,837,041,979</b>	<b>479,593,834,349</b>	<b>-54,243,207,630</b>	<b>-10.16</b>
2210	Isticmaalka adeegyada	353,604,832,773	308,499,277,687	-45,105,555,086	-12.76
2220	Isticmaalka Agabka	156,443,645,485	152,172,644,098	-4,271,001,387	-2.73
2230	Dayactirka	23,788,563,721	18,921,912,564	-4,866,651,157	-20.46
<b>25</b>	<b>Kabista</b>	<b>4,810,532,036</b>	<b>4,608,311,432</b>	<b>-202,220,604</b>	<b>-4.20</b>
<b>26</b>	<b>Deeqaha &amp; Wareejinta</b>	<b>98,715,390,800</b>	<b>90,559,881,823</b>	<b>-8,155,508,977</b>	<b>-8.26</b>
2630	Deeqaha	71,853,390,800	64,302,873,823	-7,550,516,977	-10.51
2650	Wareejinta	26,862,000,000	26,257,008,000	-604,992,000	-2.25
<b>31</b>	<b>Hantida</b>	<b>83,407,778,120</b>	<b>41,060,792,023</b>	<b>-42,346,986,097</b>	<b>-50.77</b>
2710	Hantida (Aanay ku jirin dhismayaashu)	44,248,223,720	23,058,117,662	-21,190,106,058	-47.89
2720	Dhismayaasha	39,159,554,400	18,002,674,361	-21,156,880,039	-54.03
<b>28</b>	<b>Amaahda</b>	<b>89,608,987,934</b>	<b>84,863,728,054</b>	<b>-4,745,259,880</b>	<b>-5.30</b>

#### Fulinta oo Qayb-qayb ah

Sannad-maalayadeedka 2018, qaybaha maamulka (38%), nabadgelyada (33%) iyo waxbarashada (8%) ayaa loo qoondeeyey miisaaniyadaha ugu badan. *Jaantuska 13 iyo Shaxda 8*, waxa ay si faahfaafsan u sawirayaan 11ka qaybood iyo qoondooyinkooda wixii ka soo baxay. Tusaale ahaan, Qaybta Maamulku waxa uu ka isticmaalay SI.Shs 577.6 bilyan qoondadiisii ahayd SI.Shs 626.7 bilyan oo u dhiganta inuu fuliyey 92% ku-talo-galkii, sidaas oo ay tahayna, waxa uu SI.Shs 49 bilyan ka yaraa yoolkii oo u dhigantay 32% hoos-u-dhaca laga hoos maray yoolkii miisaaniyadda ee dawladda. Qaybta waxbarashadu, waxa ay ka isticmaashay SI.Shs 121 bilyan yool ahaa SI.Shs 139 bilyan oo u dhiganta in qaybtaasi ay ka baaqsatay fulinta yoolkeedii 13%. Qaybta nabadgelyadu, waxa ay ka isticmaashay SI.Shs 522 bilyan qoondadeedii ahayd SI.Shs 533.6 bilyan, taas oo la macne ah inay ka baaqsatay yoolkeedii 2%.

**Jaantuska 13aad:** Qoondooyinka Miisaaniyadeed ee wadaagayaasha Qaybaha/Waaxaha kala duwan iyo Kharashyada la galay ee dhabta ah ee 2018, SI.Shs (lagu muujinayo faraqyada)

	Qoondada	Dhabta ah	Faraqa	Faraq (%)
<b>Maamulka</b>	626,706,767,520	577,606,107,916	-49,100,659,604	-7.83%
<b>Caafimaadka</b>	78,983,891,884	58,858,324,776	-20,125,567,108	-25.48%
<b>Waxbarashada</b>	139,049,167,600	121,319,340,576	-17,729,827,024	-12.75%

<sup>7</sup> Sannadka 2018 waxa weli la isticmaalayey Jaantuskakii Hore ee xisaabaadka, halka kan cusub ee Somaliland (SCOA) u soo baxay dhammdakii 2018, lana hirgalinayo 2019.

<b>Kaabayaasha</b>	79,074,390,460	63,549,879,260	-15,524,511,200	-19.63%
<b>Nabagelyada</b>	533,627,347,302	522,113,726,483	-11,513,620,819	-2.16%
<b>Waxsoosaarka</b>	38,770,187,095	27,905,679,609	-10,864,507,486	-28.02%
<b>Kale</b>	75,346,264,830	64,792,668,413	-10,553,596,417	-14.01%
<b>WASH</b>	15,572,815,976	7,194,699,001	-8,378,116,975	-53.80%
<b>Deegaanka</b>	21,574,109,832	15,876,110,651	-5,697,999,181	-26.41%
<b>Dhaqaalaha</b>	22,241,269,278	19,710,761,892	-2,530,507,386	-11.38%
<b>Tamarta</b>	6,956,328,344	5,944,477,556	-1,011,850,788	-14.55%

### 3.2. Horumarinta Maaliyadeed ee 2019

- Lixda bilood ee sannadka 2019 u horreeya, dakhli-ururintu waxay ahayd SI.Shs 813 bilyan, halka la rabey SI.Shs 891 bilyan, oo u dhiganta in laga baaqsaday 9%.
- Deeqaha Bangiga Adduunka oo laga rabey SI.Shs 21 bilyan wax aka soo xerootey SI.Shs 5 bilyan oo u dhiganta inay yoolkaa ka baaqsatay 71%.
- Kharash-garaynta sanduuqa guud ee dawqladda oo la rabay inuu ahaado SI.Shs 891 bilyan, waxa la galay 695 bilyan taas oo la macne ah in 21% uu ka hoos maray yoolkii, iyada oo loo aanaynayo iyada oo kharashyadii lagu geli lahaa raasamaalka la fadhiisiiyey si loogu meel-dayo lixda bilood ee dambe ee sannadka.
- Hadhaaga maaliyadeed ee lixda bilood ee hore ee sannadka – oo aanay ku jirin deeqda Bangiga Adduunku – waxa uu ahaa SI.Shs 118 bilyan. Wasaaradda Horumarinta Maaliyaddu waxa ay filaysaa in wax-qabadka maaliyadeed uu aad kor ugu soo kaco lixda bilood ee dambe ee sannadka, iyada oo ka baaqsashada yoolka miisaaniyadda uu hoos ugu soo dhaco sannadka dhammaadkiisa 4% oo u dhiganta in yoolkii miisaaniyaddu uu fulay 96%.

**Jaantuska 14aad:** Soo-koobidda maaliyadeed ee lixda bilood ee hore ee 2019, SI.Shs

Soo-koobid Maaliyadeed	Miisaaniyad Sannadle	Yoolka (Jan – June)	Dhabta (Jan – June)	Faraqa	Faraq (%)
<b>Dakhli</b>	<b>1,824,679,886,240</b>	<b>912,339,943,120</b>	<b>818,887,460,570</b>	<b>-93,452,482,550</b>	<b>-10%</b>
Dakhliga Gudaha	1,782,154,460,000	891,077,230,000	813,392,289,350	-77,684,940,650	-9%
Deeqaha (Bangiga Adduunka)	42,525,426,240	21,262,713,120	5,495,171,220	-15,767,541,900	-74%
<b>Kharash</b>	<b>1,824,679,886,240</b>	<b>891,077,230,000</b>	<b>695,524,795,411</b>	<b>-195,552,434,589</b>	<b>-22%</b>
Sanduuqa Dawladda e Guud	1,782,154,460,000	891,077,230,000	695,524,795,411	-195,552,434,589	-22%
<b>Hadhaaga Maaliyadda (Aanay ku jirin Deeqaha Bangiga Adduunka)</b>			<b>117,867,493,939</b>		

**Xigasho:** Waaxda Miisaaniyadda & Qorshaynta Iyo IFMIS EE W/H/Maaliyadda

#### 3.2.1. Waxqabadka Dakhli-ururinta (January – June 2019)

Lix-biloodkii hore ee sannadka 2019, dawladda Somaliland waxa u soo xerooday SI.Shs 819 bilyan (oo ay ku jiraan deeqaha), taas oo 17% ka badan lixdii bilood ee u dhigantey ee sannadkii hore ee 2018 oo ay soo xerootay SI.Shs 699 bilyan. Dakhliga cashuuraha iyo ka aan cashuurta ku iman ayaa waxa uu dhammaa 87% iyo 13% dakhliga, sida ay u kala horreeyaan. In kasta oo tani tahay muuqaal togan, haddana ku-talo-galkii waxa uu ka hooseeyaa 10% oo u dhiganta SI.Shs 93 bilyan.

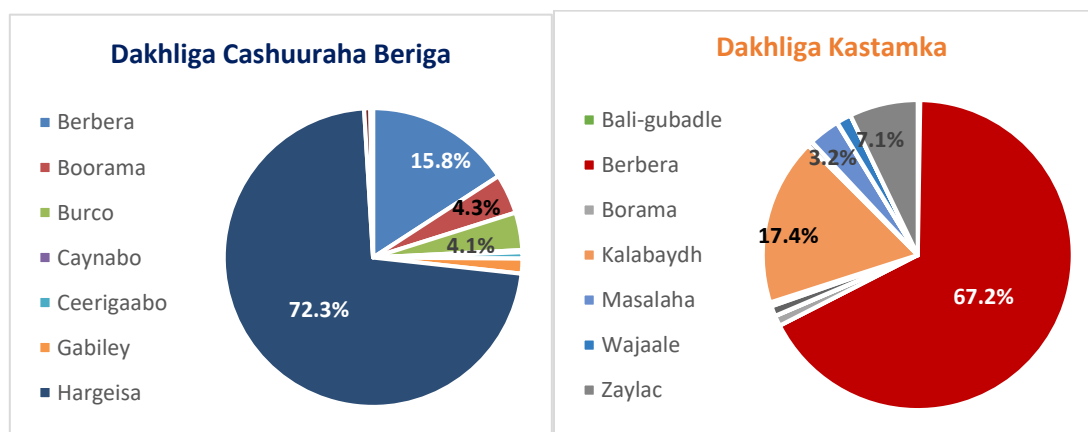


Sida ka muuqata Jaantuska 15aad, hoos-u-dhaca 61% ka mid ah, oo u dhiganta SI.Shs 56 bilyan waxa uu ku baaqsaday cashuuraha, 23% oo u dhiganta SI.Shs 21 bilyanna waxa ay ka baaqsatay dakhliga cashuuraha ka baxsan, halka 16% oo u dhiganta SI.Shs 15 bilyan ku baaqsatay deeqaha. Kastamada iyo cashuuraha berriga, oo mugga u badan dakhliga soo xereeyaa, waxa ay kala hooyeen 87% oo kastamada ah iyo 15% oo cashuuraha berriga ah. Dakhli-ururinta Cashuuraha berrigu waxa uu yollkii ka baaqsaday 64 bilyan oo u dhiganta 32%, halka kastamaduna ka gaabiyeen SI.Shs 18 Bilyan oo u dhiganta 3% bartilmaameedkii. *Shaxda 8aad* waxa ay muujinaysaa sida dakhli-ururinta labada waaxood kala ahaayeen.

**Jaantuska 15aad:** Dakhli-ururinta oo la barbardhigay odoroska, January – June 2019 (SI.Shs)

Tafaasiil/Qeexid	Odoroska Maaliyadeed YTD	YTD Ururin	Faraqa	Faraq %
<b>Cashuuraha</b>	<b>765,449,213,909</b>	<b>709,082,022,301</b>	<b>-56,367,191,608</b>	<b>-7%</b>
Macaasha-Macaashka & Faiidada	20,476,207,314	11,266,790,661	-9,209,416,653	-45%
Mushaharka iyo Shaqaalaha	55,594,063,087	38,965,065,605	-16,628,997,482	-30%
<b>ASgabka iyo Adeegyada</b>	<b>246,212,961,401</b>	<b>215,430,198,417</b>	<b>-30,782,762,984</b>	<b>-13%</b>
Cashuurta Iibka	126,500,000,000	125,653,763,312	-846,236,688	-1%
Cashuurta Diiwaangelinta	26,349,961,506	20,590,351,568	-5,759,609,938	-22%
Cashuuraha kale ee Agabka & Adeegyada	93,362,999,895	69,186,083,537	-24,176,916,358	-26%
<b>Ganacsiga Caalamiga ah</b>	<b>404,923,014,268</b>	<b>404,593,383,764</b>	<b>-329,630,504</b>	<b>0%</b>
Cashuurta Wax-soo-Dejinta	340,951,272,182	347,900,777,439	6,949,505,257	2%
Cashuurta Dhoofinta	32,566,733,789	15,989,981,899	-16,576,751,890	-51%
Cashuurta Dekedaha	31,405,008,298	40,702,624,426	9,297,616,129	30%
<b>Cashuuraha Kale</b>	<b>38,242,967,839</b>	<b>38,826,583,854</b>	<b>583,616,015</b>	<b>2%</b>
2% Cashurta loo jaro gobollada				
Bari	31,943,312,344	38,360,861,451	6,417,549,107	20%
Kale	6,299,655,495	465,722,403	-5,833,933,092	-93%
<b>Dakhli Kale</b>	<b>125,628,016,091</b>	<b>104,310,267,049</b>	<b>-21,317,749,042</b>	<b>-17%</b>
Cashuurta hantida	27,624,145,807	1,864,106,759	-25,760,039,048	-93%
Agabka Agabka & Adeegyada	72,820,536,675	75,490,929,377	2,670,392,702	4%
Ganaaxa & Wareejinta Is ah	5,025,436,444	3,425,815,475	-1,599,620,969	-32%
Wareejinta aan meel kale lagu xusin	20,157,897,165	23,529,415,438	3,371,518,273	17%
<b>Wadar-yarey</b>	<b>891,077,230,000</b>	<b>813,392,289,350</b>	<b>-77,684,940,650</b>	<b>-9%</b>
<b>Deeqaha</b>	<b>20,910,630,000</b>	<b>5,495,171,220</b>	<b>-15,415,458,780</b>	<b>-74%</b>
<b>WADAR GUUD</b>	<b>911,987,860,000</b>	<b>818,887,460,570</b>	<b>-93,100,399,430</b>	<b>-10%</b>

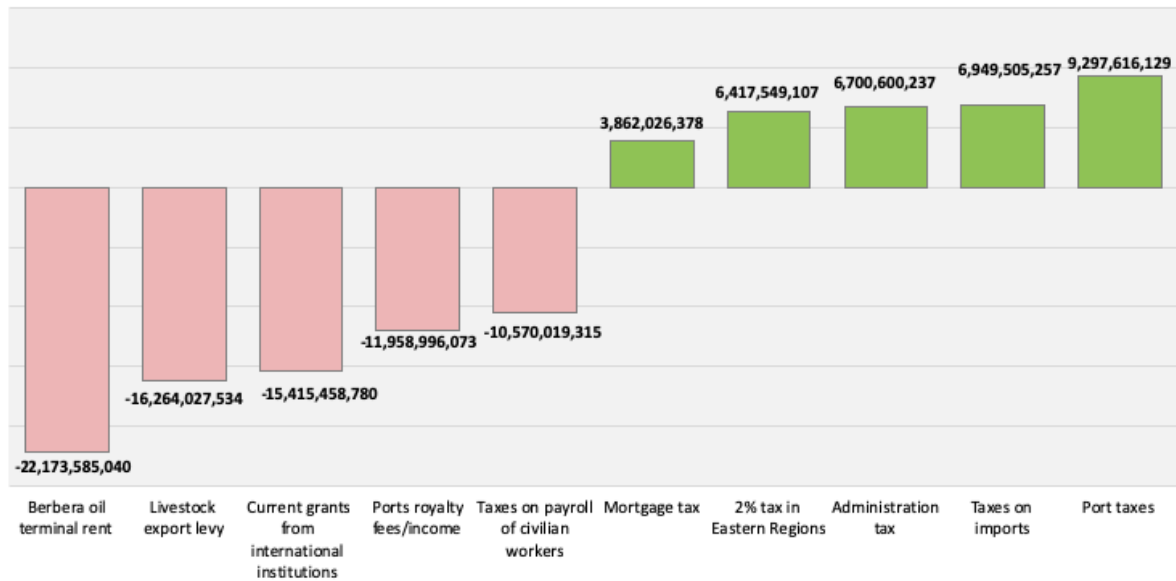
**Shaxda 8aad:** Dakhli-ururinta Kastamada iyo Cashuuraha Berriga ee Gobollada January – June 2019





Marka si furfuran oo shay-shay ah loo eego, 51% ayaa madaxyada dakhligu ka soo xeroodo ka gaabsadeen yoolkoodii min January ilaa June 2019. Tani ma aha mid ku cusub Somaliland badhtamaha sannadka 2018kii, tusaale ahaan, dakhli-ururinta guud waxa ay yoolka ka hooseysey 28% isla muddadan oo kale, halka ay 10% uun ka tahay sannadka 2019. Waxa la filayaa in sannadka inta ka hadhay dakhli-ururintu taabba qaaddo si ay u buuxiso yoolka marka la eego sida sannadihii ka horreeyeyba uu geeddigu ahaa.

**Shaxda 9aad:** Shanta shay ee dakhli-ururinta u sarreeyey iyo 5ta u hooseyey, January – June 2019 (Sl.Shs)



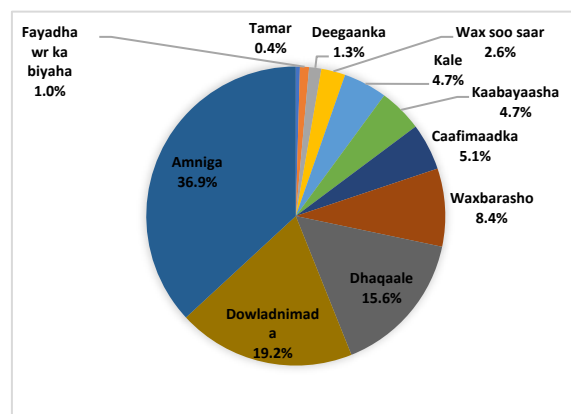
### 3.2.2. Kharash-bixinta Dawladda (January – June 2019)

Miisaaniyadda 2019, waxa ay ahayd Sl.Shs 1.78 Tirilyan oo ay ka maqan tahay deeqda banka aduunku lixda bilood ee hore waxaa la kharash gareeyay lacag dhan Sl.Shs 696 bilyan oo u dhiganta (39%). Kharashka-gelidda aadka loo yamxeeriyey waxa loo aanaynayaa kharash lagu geli lahaa raasamaalka oo la joojiyey si looga feejignaado dakhli-ururinta oo ka hoos marka yoolka. Nabadgelyada waxa looga qoondeeyey miisaaniyadda 37%, waxana la galay kharash dhan Sl.Shs 286 bilyan oo u dhiganta 43.5% qoonadamiisaaniyadda.

Wadaagayaasha maamulka, Dhaqaalaha iyo Waxbarashada, waxa ay ka kala heleen miisaaniyadda 19%, 15.6% iyo 8.4%, waxana ay kharash ahaan kala galeen lixda bilood ee hore sannadka, sida ay u kala horreeyaan, Sl.Shs 158 bilyan (46%), Sl.Shs 101 bilyan (36%) iyo Sl.Shs 46 bilyan (31%).

Heer Waaxeed ama madax marka la eego, sida ku cad **Jaantuska 15**, 51% ka qayb ah miisaaniyadda waxa loo suntay magdhawga ama mushharsiinta shaqaalaha iyada oo lixda bilood ee hore e sanadka 2019 la galay Sl.Shs 495 bilyan oo u dhiganta 45% qoonadadii loo

**Shaxda 10aad:** 2019 Qaybaha Qoondaynta Miisaaniyadda



asteeyey. Kharash loogu talo galay agabka iyo adeegyada oo ka ahaa miisaaniyadda guud 32%, waxa lixda bilood ee hore la galay SI.Shs 210 bilyan oo u dhiganta 37% ku-talo-galka miisaaniyadda. Sida kor lagu xusay, kharashyadii loo qoondeeyey in raasamaalka lagu galo waa la joojiyey intoodii badnayd taasoo qeexaysaa sababtaa madaxaa looga galay 13% oo keli ah lixda bilood ee January ilaa June.

**Jaantuska 16aad:** Kharash-garaynta Dawladda oo Wadaagaysan January to June 2019, SI.Shs

	Total 2019 Budget	YTD Actuals	% Spent	Remaining Budget
Maamul	342,242,545,784	157,904,184,433	46%	184,338,361,351
Nabadgelyada	657,025,835,791	285,689,720,249	44%	371,336,115,542
Dhaqaalaha	278,648,930,634	101,287,658,710	36%	177,361,271,924
WASH	17,529,490,644	6,027,091,418	34%	11,502,399,226
Kaabayaasha	84,151,200,498	27,374,106,972	33%	56,777,093,526
Kale	84,142,250,520	26,945,147,449	32%	57,197,103,071
Waxbarashada	150,294,542,188	46,090,254,441	30%	104,204,287,747
Tamarta	7,870,176,536	2,299,186,584	29%	5,570,989,952
Caafimaadka	90,268,550,602	24,150,188,147	26%	66,118,362,455
Deegaanka	23,569,007,846	6,068,260,823	25%	17,500,747,023
Wax-soo-saarka	46,411,928,957	11,688,996,185	25%	34,722,932,772
<b>Wadar</b>	<b>1,782,154,460,000</b>	<b>695,524,795,411</b>	<b>39%</b>	<b>1,086,629,664,589</b>

**Jaantuska 17aad:** Kharashgaraynta Dawladda oo Madaxyo ah Jan-June 2019, SI.Shs

Tafaasiil	Wadar ka ah Miisaaniyadda 2019	Boqolley ka ah Miisaaniyadda	Dhabta (YTD)	% Baxay	Miisaaniyadda Hadhay
Magdhawga/Mushaharka Shaqaalaha	908,899,316,231	51%	404,784,087,052	45%	504,115,229,179
Isticmaalka agabka & Adeegyada	570,653,981,427	32%	209,985,576,077	37%	360,668,405,350
Kabista	7,066,507,884	0.4%	2,849,565,743	40%	4,216,942,141
Deeqaha	117,608,390,800	7%	42,989,754,989	37%	74,618,635,811
Hantida	115,226,263,658	6%	14,561,516,647	13%	100,664,747,011
Amaahda	62,700,000,000	4%	20,354,294,903	32%	42,345,705,097
<b>Wadar</b>	<b>1,782,154,460,000</b>		<b>695,524,795,411</b>	<b>39%</b>	<b>1,086,629,664,589</b>

### 3.3. Dib-u-Habaynta Maaliyadeed

Wasaaradda Horumarinta Maaliyadda waxa ka go'an inay hal-abuurto oo si karti leh u maarayso xoog iyo xoolo wixii la hayoba si cagta u saarto Jamhuuriyadda Somaliland dhabbada horumar dhaqaale oo la sii joogtayn karo. Si tan loo helo, waxa wasaaraddu bilowday dib-u-habayn maaraynta maaliyadeed ah (sida: dakhli-ururinta iyo kharash-galka). **Jaantuska 18aad** waxa uu muujinayaa dib-u-habaynnada la ebyey ilaa 2018 si loo saadaalin karo miisaaniyadaha saddexda sannadod ee innagu soo aaddan.

**Jaantuska 18aad:** Dib-u-habaynaha u mudan ee Dakhliga & Kharashka 2018

Dib-habaynnada Dakhliga		
2018	Cashuuraha Berriga	Iyada oo la meelmariyey diiwaangelinta cashuur-bixiyaha (May 2018)
		Hirgelinta qiimaynta lagu sameeyey cashuraha mushahaarooyinka
		Unug lagu kala hufo cashuuraha soo xerooda oo laga sameeyey xarunta Cashuraha Berriga
	Kastamka	Bar-bilow loo sameeyey in agabka maraya Gegida Dayuuradaha ee Egal lagu caddeeyo/ogaado
		Astaamayn lix-godle ah (6-figure) caalami ah oo midaysan oo lagu kala saaro noocyada agabka oo loo yaqaan WCO Harmonized System Codes ea 2017
		Iyada oo maaraynta khataraha (risk management) la ibo-furay

	<b>Labada Meeloodba</b>	Sahan aragtida cashuur-bixiyuhu ka qabo cashuuraha laftooda oo la sameeyey Siyaasadda iyo istaraatejijiyadaha Dakhli-ururinta ee qaranka Somaliland oo la dejiyey Qawaaniinta cashuur-dhaafka kastamka laga samayn karo oo la dejiyey Iyada oo la lafaguray kharash ku bixi kara dakhli-ururinta iyo waxyaabaha ku baaqsan kara kastamada Xogta qaanuuniga ah ee dakhliga iyo cashuuraha oo la geliyey degelka (website) Wasaaradda Horumarinta Maaliyadda (MoFD)
<b>2019</b>	<b>Cashuuraha Berriga</b>	Foomam iyagu is-qiimaynaya loo sameeyey cashuurta kirooyinka iyo agabka iyo adeegyada oo la dejiyey, lana hirgeliyey
		Foomama iyagu is sharxaya oo loo sameeyey/dejiyey cashuuraha ganacsiga waaweyn iyo kuwa shakhsiga ah
		Iyada oo laga sameeyey unugyo hantidhawr iyo maaraynta daymaha xarunta Cashuuraha Berriga, iyadoona lagu talo jiro in 2019 lagu daro unug isaguna eega rafcaannada.
	<b>Kastamka</b>	Caddaynta agabka ee situhu ku caddeeyo oo laga tijaabiyey Dekedda Berbera, iyada oo lagu talo jiro in xarumaha kalena laga dhaqan geliyo
		Iyada oo la bilaabay in caddaymaha badeecadaha ay sii samayn karaan ganacsatada waaweyni ka hor inta aanay ku soo xidhan dekedda Berbera
		Iyada oo dib loo kala sumad-soocay agabka oo waafaqsan astaamaynta midaysan (Harmonized Systems) ee caalamiga ah ee 2017
		Iyada oo dib loo habeeyey lana hormariyey nidaamyada agabka lagu qabto ee Gegida Caalamiga ah ee Dayuuradaha ee Cigaal, laguna talo jiro in la gaadhsiyo oo laga hirgeliyo xarumaha kale
	<b>Labadaba</b>	Dejinta iyo ansixinta Xeer nidaamiyaha Dakhliga iyo Xeerka Kastamka sannadka 2019
		Ansixinta iyo meelmarinta shurrucda lagu dhaqayo cashuur-dhaafka kastamka
		Diyaarinta iyo meelmarinta shuruuc lagu dhiqi doono ganacsadaha/cashuur-bixiyaha
Dejinta iyo meelmarinta nidaamyo sistemka ka mid ah oo lagaga gaashaamanayo, qaarna lagu hormarinayo qaybaha ay ka mid yihiin Xusuusinta, Ogeysiinta lacag-soo-bixinta, Is-qiimaynta sistemka ku jirta iyo hanti-dhawrida cashuurta.		
<b>2020</b>	<b>Cashuuraha Berriga</b>	Hirgelinta buuxda ee nadaamyada cashuuraha macaasha-macaashka ee ganacsiyada waaweyn iyo kuwa shakhsiga ah lagu cashuurayo, iyada oo lagu fidin doono ganacsiyada yaryar
		Samaynta unug maareeya arrimaha la xidhiidha Cashuur-bixiyaha weyn oo laga hirgelinayo Xarunta Cashuuraha Berriga
	<b>Kastamka</b>	Cashuurta iibsadaha raacda (excise tax) oo lagu hirgelin doono wax-soo-dejinta
		Cashuurta Sistemka ku jirta oo laga bedelayo qiimaynta ku salaysan qiimaha agabku ku saran yahay markabka/dayuuradda oo loo beddelayo qiimaha caymisku ku jiro
		Iyada oo la bilaabay in dib loo eego qiimaynta agabyadu ugu jiraan Buugga Qiimaynta (valuation Book) si loola eego qiimaha suuqa uu ka joogo
	<b>Labadaba</b>	Samaynta Guddi ama Gole eega rafcaannada la xidhiidha cashuraha
<b>Dib-u-habaynada Kharashyada</b>		
<b>2018</b>		Dib-u-qaabayn lagu sameeyey haykalka midaysan ee xisaabaha (Standard chart of accounts)
		Qawaaniinta maaliyadeed oo la diyaariyey lana kala diray
		Buug-gacmeed nidaamiyaha xisaabaadka iyo fulinta (Accounting and Operating Procedures manual) oo la diyaariyey
		Xeerka wax-soo-iibinta oo sharci laga dhigay, Madaxweynaha iyo Baarlamaankuna anisixiyeen
		Si buuxda oo nadaamka maaraynta xogta oo elektaroonigga/Internetka ah ee iswada (automated) ka ah looga hirgeliyo hay'adaha dawladda dhammaantood: Wasaaradaha, wakaaladaha & Waaxaha (Full Rollout of SLMIS to all MDAs)
<b>2019</b>		Nidaam hannaaniya kharash-galka oo elektaroonik ah isaga oo isticmaalaya nadaamka Maaraynta Xogta (IFMIS)

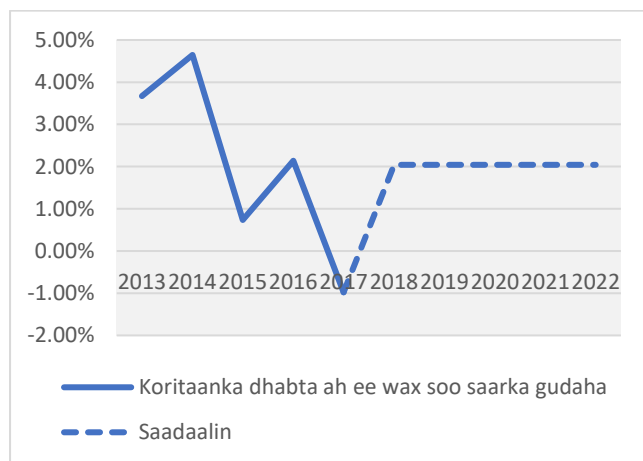
## 4. Saadaasha Dhaqaale ee Muddada Dhexe

In wax laga ogaado miisaaniyadda qaranka muddada dhexe waxa ay u baahan tahay in la saadaalin karo qodobbada Dhaqaalaha Guud wax ka bedeli kara ee furaha u ah. Tani waxa ay lafteedu u baahan tahay xogo mug leh oo laga helo dhaqaalaha. Marka la eego sida ay isaga kooban tahay in la wada helo xogaha muhimka ah, Wasaaradda Horumarinta Maaliyaddu waxa ay ku samaysay saadaallin ama odoros xaddidan qodobbada furaha ah ee wax ka bedeli kara dhaqaalaha guud.

### 4.1. Wax soo saarka Guud ee Gudaha (GDP)

Wasaaradda Horumarinta Maaliyaddu waxa ay si taxadir leh u saadaalinaysa in Waxsoosaarka Guud ee Guduhu samayn doono koritaan 2% sannadkiiba oo ku fadhida koritaanka ahaa 2% ee uu sameeyey wax soo saarka guud ee gudaha intii u dhexeysay sannadaha 2013 ilaa 2017, iyada oo la aaminsan yahay in muddada dheer koritaanka Waxsoosaarka qabsan doono majare aan isbedbedel badan lahayn oo koritaan. Inkastoo taxadirka Wasaaraddu sidaa yahay, haddana waxa jira waxyaabo muujinaya in dhaqaalaha Somaliland soo kabanayo oo kobcayo. Wax soo saarka beeraha ayaa la filayaa inuu wax weyn taro koritanka dhaqaalaha marka la eego roobabka mahigaanka ah ee arlada maasheeyey, mashaariicda beeraha ee laga hirgeliyey ama loo qorsheeyey Wajaale, Xaaxi, Beer, Sool iyo Sanaag iyo qalabka beerood ee casriga ah ee iibkooda iyo keenidooda lagu daray miisaaniyadda 2019. Barnaamijyada iyo aragtiyaha dawladdu ku badhi-taarayso koboc dhaqaale sida ku qeexan Qorshaha Labaad ee Horumarinta qaranka NDP II, ayaa iyana la filayaa inay wax weyn ka taraan koritaanka dhaqaale ee muddada dhexe. Saadaalinahan wax baa iska beddeli kara iyada oo ay ku xidhan tahay hadba sida xog dheeri ah loo helo.

**Shaxda 11aad:** Koritaanka Waxsoosaarka Gudaha ee Guud: Dhabta iyo Odoroska ilaa 2015



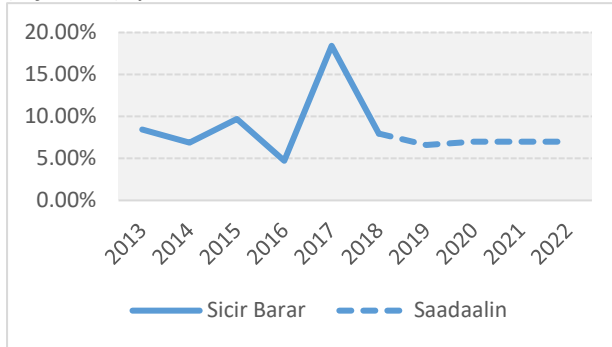
### 4.2. Sicirbararka iyo Sarrifkaha lacagaha qalaad

Celceliska qiimayaasha sarrifka Somaliland waxa la filayaa inay koraan 6.6% sannadka 2019, halka ay noqon doonaan 7% saddexda sannadood ee soo socda, iyada oo sarrifkuna fadhiisan doono SI.Shs 8,500 halkii Doolar ee Maraykan ah. Heerka sicir-bararka ee saadaashiisu waxa ay ka duuleysaa heerarka sicir-bararka iyo sarrifka ee ay soo arkeen sannadaha 2013 ilaa 2019<sup>8</sup>, iyo kalsoonida guud ee lagu qabo ganacsiga. Dhinaca kale, Wasaaradda Horumarinta Maaliyaddu waxa ay isticmalaysaa

<sup>8</sup>Celceliska heerka sicir-bararka ee 2013 ilaa 2018 waxa uu ahaa 9.4%; waxa se uu noqonayaa 6% haddii laga saaro sannadaha 2015 iyo 2017 oo ay si gaar ah u kala saameeyeen abaarihii iyo xayiraaddii dhoofka xoolaha. Marka bille le eego, heerka sicir-bararka June 2019, waxa uu ahaa 4.5% oo ahaa kii u hooseeyey ilaa January 2018.

yoolka ama saadaasha Bangiga Dhexe ee Somaliland. Marka meelo dhawr ah laga eego, waxa la filayaa in heerka sicir-bararka Somaliland uu u dhexeeyo 6% ilaa 8%, siiba marka la eego sida wax isu bedalayaan muddooyinka dambe iyo tallaabooyinka togan ee Bangiga dhexe ka qaaday xakamaynta sicir-bararka oo sarrifka Shilinka ee halka doolar ee Maraykanka ah la saadaalinayo inuu ku fadhiisto SI.Shs 8,500.

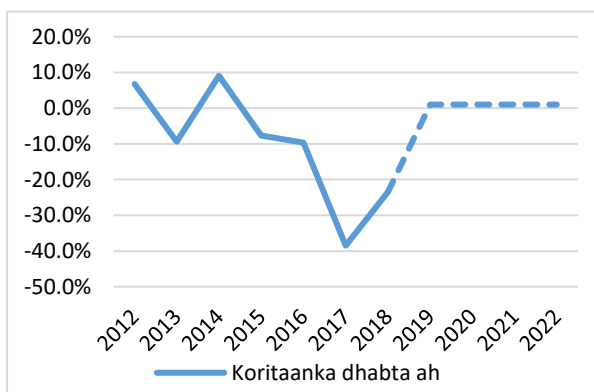
**Shaxda 12aad:** Celceliska Korodha Qiimayaasha (Inflation) iyo Ododroska 2019-2022



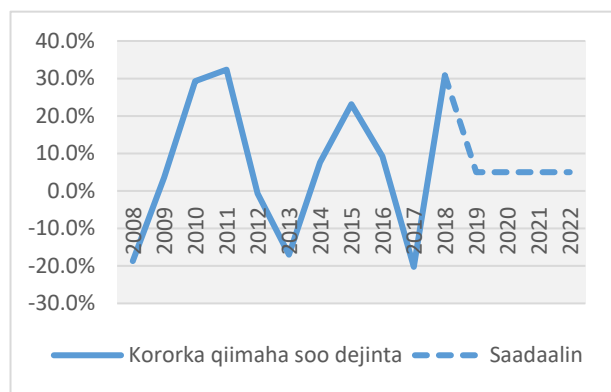
### 4.3. Ganacsiga

Marka la eego sida dhaqaalaha guud ee dalku u soo hinqaday iyo sida looga soo kaabanayo abaarihii iyo xayiraaddii xoolaha, saadaasha ganacsiga ee muddada dhexe waa mid naallo leh. Iyada oo laga shiidaal qaadanayo sida qiimaha waxsoodejintu u soo korayey sannadihii inna dhaafay, waxa la filayaa in, sidoo kale, uu koro 5% sannadkiiba saddexda sannadood ee soo socda. Iyada oo hoos-udhac uu ka jirey dakhliga iyo dhoofka xoolaha shanti sannadood ee inna dhaaftay, haddana xidhiidho ganacsi oo dhowaanahan dambe la sameeyey waxa ay tilmaamayaan in dhoofka xooluhu kor u kici doono 1% sannadkiiba laga bilaa 2019 ilaa 2022. Muujiyayaasha kale ee ganacsiga sida tirade konteenarrada dhex maraya dekedda Berbera, waxa la filayaa inay sannadkiiba kordhaan 11% inta u dhaxaysa 2019 ilaa 2022.

**Shaxda 13aad:** Koritaanka sannadlaha ah ee Cashuuraha Dhoofka Xoolaha



**Shaxda 14aad:** Korodhka Qiimaha Waxsoodejinta: Dhab iyo Odoros



## Jaantuska 19aad: Tirada Konteenarrada Soo Maray Dekedda Berbera 2012 -2022<sup>9</sup>

Sannad	Tirada Konteenarrada	Faraq %
2012	35,906	
2013	37,740	5%
2014	52,205	38%
2015	71,037	36%
2016	98,351	38%
2017	95,113	-3%
2018	104,928	10%
2019*	120,056	14%
2020*	133,263	11%
2021*	147,922	11%
2022*	164,194	11%

\* Muuqaalka Saadaasha

**Xigasho:** Waaxd Kastomka, W/ H/Maaliyadda

## 5. Saadaasha Maaliyadeed ee Muddada Dhexe

### 5.1. Siyaasadda Maaliyadda & Lacagta ee Muddada Dhexe

Waxa jira dhawr hadaf oo siyaasadda maaliyadda laga leeyahay oo ay tahay in sidooda loo abbaaro saddexda sannadod ee innagu soo fool leh. Maxaa ka mid ah:

- Dhiirri-gelinta shaqaalaysiinta da'yarta
- Dardargelinta soosaarista cuntada ee gudaha
- Ilaalinta/Danqaabo-ka-dhawrka wershadaha iyo Wershadaynta maxalliga ah
- Horumarinta isu-dheellitirka lacag-bixinta (dakhli-kharash)
- Salaynta ama joogtaynta heerka sarrifka lacagaha qalaad
- Hubinta nabadgelyada iyo caddaaladda
- Hubinta qabsomidda doorashooyin xor iyo xalaal ah
- Horumarinta helidda adeegyada aasaasiga ah, sida Biyaha, caafimaadka & Waxbarashada
- Ilaalinta deegaanka

Si loo daboolo hadafyadan oo looga midhodhaliyo, waxa Wasaaradda Horumarinta Maaliyaddu aqoonsan tahay in baahiyuhu badan yihiin, culayska fuulaya waxa la hayaana aad u badan yahay oo hayntu aanay kafayn karin daboolidda maaliyadeed ee baahida wakhtiga dhow. Sidaa darteed, waxay noqonaysaa in dawladdu wixii la hayo ujeediso oo keli ah meelaha mudnaanta sare leh iyo maalgelinta si loo hubiyo in laga jibo keeno yoolka iyada oo aan xayndaabka haynta laga bixin. Si loo hubiyo caddaaladda iyo saami-qaybsiga, waa in mashaariicda horumarineed ee miisaaniyadda ku jira loo qaybiyaa dalka oo dhan: waa in gobol iyo degmo kasta si dhab ah loo sahamiyaa baahiyihiisa mudan iyada oo ay isla kaashanayaan wasaaradaha iyo hay'adaha ay khusayso baahidu. Ku-talo-gal ayaa miisaaniyadda 2020 iyo kuwa ka dambeeya looga sameeyaa maalgelinta meelaha mudnaanta leh ee farsamo, iyo in maamul ahaan laga buuxiyo meelaha daleeluhu ka muuqdaan. Waxa loo qaabeeyey arrimahan si waafaqsan Qorshaha Horumarinta Qaranka II (NDPII), sida ka muuqata Lifaafa 1aad.

<sup>9</sup> Tirada saadaasha ee 2021 iyo 2022 ayaa loo badinayaa inay sare u kacdo maadaama kordhinta dekada Berbera la filayo inay dhammaato dhamaadka 2020

Si loo gaadho yoolka, waxa Wasaaradda Horumarinta Maaliyadda u qorshaysan in dakhli-ururinta cashuuraha beriga la kordhiyo (iyada oo, tusaale ahaan, kor loo qaadayo kartida ururinta), la ilaaliyo oo la kobciyo waxsoosaarka gudaha. La yareeyo deynta dawladda, awoodda loo kordhiyo maamullada oo maamul-daadejin la sameeyo si kartida waxqabadkooda loo kordhiyo iyo in la dabargooyo fiiyada aan sharciga waafaqsanayn – iyada oo, isla markaas, la ilaalinayo isu-dheellitirka dakhliga iyo kharashka. Waxa intaa dheer in siyaasado lacageed oo taageeraya yoolka maaliyadaeed ee dawladda la aqoonsaday, la iftiimiyey. Waxa ka mid ah in sicir-bararka lagu ilaaliyo inta u dhexeysa 7% iyo 7.5%, sarrifkana SI.Shs 8,000 ilaa SI.Shs 8,500.

**Jaantuska 20aad:** Siyaasadda Maaliyadeed ee Dawladda ee Middada dhexe

Siyaasadda Maaliyadda	Siyaasadda lacagta
Isu deellitir kharash iyo dakhliga	Ku hay heerka sicir-bararka 7%-7.5%
Kordhi qaybta ay Cashuuraha Berrigu ku leeyihiin cashuur-ururinta	Ku hay sarrifka Shilin Somaliland?Doolarka inta ka dhex leh 8,000 iyo 8,500 SI.Shs/USD
Gabood sharci u same waxsoosaarka gudaha	Soo yaree faraqa u dhexeeya sarrifka lacagta ee rasmiga ah (Dawladda) iyo kan suuqa
Yaree Amaahda	Shilinka Somaliland inuu ahaado kan wax lagu soo iibsado, qandaraasyadana lagu galo
Fidinta—Kordhi wareejinnaha (awood-xawilka) loo samaynayo maamullada maxalliga ah (gobollada, degmooyinka, waaxaha, wim)	Salka-u-Fadhiisnta suuq-maaliyadeedka iyada oo la hirgeliyo fulin suuq furan
Joojinta/dabargoynta fiiyada aan sharciga ahayn	

**5.2. Meelaha Mudnaanta la siinyayo Miisaaniyadda 2020**

Miisaaniyadda qaranka ee 2020, sida ka muuqata **Jaantuska 21aad**, kharash-galka waxa loo duway meelaha saamaynta togan ku yeelan kartaa dhaqaalaha muddada dheer sida Nabagelyada, caafimaadka, waxbarashada, deegaanka, horumarinta Tiknoolajiyadda isgaadhsiinta Xogta (ICT)<sup>10</sup> ga. Intaa waxa dheer in Wasaaradda Horumarinta Maaliyaddu diyaarinayso sanduuq lagu maareeyo waxyaabaha lama filaanka ah oo awood u siinaya dawladda inay degdeg uga jawaabto wixii kediso ku yimaadda ama dib-u-dhac. Waxa weheliya in dawladdu qorshaysay inay sannadka 2020 mudnaan siinayso bixinta daymaha si dawladdu dadweynaha u tusto in dawladdu ballanka ay gasho awood u leedahay fulintiisa.

**Jaantuska 21aad:** Meelaha dawladdu Mudnaanta ka Siisay Miisaaniyadda 2020

Priority Areas in the 2020 National Budget
Nabadgelyada
Aqoonsiga
Doorashada
Caafimaadka
Waxbarashada
Biyaha
Sarraynta Sharciga
Maamul-daadejinta
Horumarinta Da'yarta iyo Shaqaalaysiinta
Wershadaha
Ilaalinta Deegaanka
Deyn-Bixinta

<sup>10</sup> Tafaasiil intan ka ballaadhan ee meelaha mudnaanta la siinayo waxa bixinaya haykalka ay u dhisan tahay miisaaniyaddu.

Sanduuqa Lama-filaanka
Waxsoosaarka
Horumarinta Tiknooljiyadda Xogta

### 5.3. Qiyaasaha Dakhliga guud ee Dawladda 3da Sannadood ee Soo Socda

Sida hore loo soo sheegay, Wasaaradda Horumarinta maaliyaddu waxay soo jeedineysaa cashuuro cusub sida uu jiidaynayo Xeerka Dakhliga ee xeer No 72/2016 iyo Xeerka Kastamada ee xeer No 73/2016. Kuwan waxa ku jira cashuuro iibka iibsadaha raacaya iyo cashuuro kale oo ku jidoobaya agab iyo adeegyo sida Cashuurta Iibka iyo Adeega (GST)-ga. U gudbidda cashuurahan cusub waxa la filayaa inay dhaqan galaan 2019, halka kuwa iibka la socda ay la jaanqaadi doonaan sannad-maaliyadeedka cusub ee 2020. Moorooyinkan cusub oo loo asteeyey dakhli-ururinta waxa la filayaa in dakhliga ku soo kordhiyaan ilaa SI.Shs 70 bilyan sannadkiiba (Eeg **Jaantuska 22aad**). Saadaashan kuma jiraan wixii isbeddelo ah ee ku imanayaa fiyada iyo wixii kharash ah ee ku waajiba isticmalka agabyada iyo adeegyada ee laamaha dawladda. Sida ku cad **Jaantuska 23aad**, ururinta dakhligu marka lagu daro cashuuraha cusub waxa lagu wadaa inuu noqdo SI.Shs 1.73 tirilyan sannadka 2019, oo la mid ah in dakhligu 12.6% kor uga so kacay marka loo eego sannadkii ka horeeyay ee 2018, iyada oo uu kori doono 10.4% sannadka 2020, 8.5% iyo 8.6% sannadaha 2021 iyo 2022. Dhinaca kale, marka aanay cashuurahan cusubi ku jirin, dakhli-ururinta waxa la filayaa inay noqoto SI.Shs 1.72 tirilyan 2019 oo la mid ah koboc dhan 11.8% oo ay ka soo kacday kii 2018; iyada oo samayn doonta koritaan dhan 8.3% sannadka 2020 iyo 8.5% iyo 8.6% sannadaha 2021 iyo 2022. Eeg **Jaantuska 24aad**.

**Jaantuska 22aad:** Qiyaasaha dakhli ee laga Filayo Cashuuraha la soo jeediyey korodhkooda, SI.Shs

Cashuurta la soo kordhiyey	2019	2020	2021	2022
Cashuurta baaburta la soo dejiyo	-	276,392,968	309,076,437	345,624,725
Cashuurta tubaakada iyo wixii ka samaysan ama la hal maala	-	229,298,971	256,413,574	286,734,479
Cashuurta agabka raaxada	-	3,190,398,907	3,567,663,578	3,989,539,796
Cashuurta sharaabyada aan aalkolada lahayn	-	2,229,995,039	2,423,435,790	2,633,656,544
Cashuurta saabanka kale	-	-	-	-
Cashuurta Iibka ee Shirkada Isgaadhsiinta	1,949,183,918	5,083,837,750	5,524,834,871	6,004,086,254
Cashuurta Iibka ee shirkadaha Korontada	22,682,554,837	59,160,363,217	64,292,224,449	69,869,248,595
Cashuurta u gudbidda qiimaha Caymisku ku jiro (CIF)	-	3,750,000,000	4,193,437,500	4,689,311,484
<b>Wadarta Cashuuraha Cusub kordhiyeen</b>	<b>24,631,738,755</b>	<b>73,920,286,852</b>	<b>80,567,086,198</b>	<b>87,818,201,878</b>

**Jaantuska 23aad:** Wadarta Guud ee Dakhliga Dawladda oo ay ku Jiraan Cashuuraha Cusub, SI.Shs

	2019 (Qiyaas.)	2020 (Odoros)	2021 (Odoros)	2022 (Odoros)
<b>Macaashamacaashka &amp; Faa'iidada</b>	28,071,797,479	29,788,488,355	31,639,425,426	33,635,954,380
<b>Mushaharka &amp; Shaqaalaha</b>	73,232,520,276	74,727,764,983	76,253,539,253	77,810,466,429
<b>Agabka &amp; Adeegga</b>	481,802,960,948	543,907,142,922	578,228,321,897	615,275,508,465
<b>Ganacsiga Caalamiga ah</b>	862,016,358,213	960,791,622,407	1,067,405,001,580	1,186,531,764,066
<b>Cashuuraha kale</b>	79,506,508,517	86,403,294,584	93,898,341,836	102,043,546,396
<b>Dakhliga kale</b>	210,192,741,989	220,376,737,427	231,279,796,926	242,960,940,067
<b>WADAR</b>	<b>1,734,822,887,422</b>	<b>1,915,995,050,677</b>	<b>2,078,704,426,918</b>	<b>2,258,258,179,803</b>
<b>Koritaan (%)</b>	12.6	10.4	8.5	8.6



**Jaantuska 24aad:** Wadarta Guud ee Dakhliga Dawladda oo aanay ku Jirin Cashuuraha Cusub, SI.Shs

	2019 (Qiyaas.)	2020 (Odoros)	2021 (Odoros)	2022 (Odoros)
<b>Macaashamacaashka &amp; Faa’iidada</b>	28,071,797,479	29,788,488,355	31,639,425,426	33,635,954,380
<b>Mushaharka &amp; Shaqaalaha</b>	73,232,520,276	74,727,764,983	76,253,539,253	77,810,466,429
<b>Agabka &amp; Adeegga</b>	469,334,102,817	497,329,652,175	527,494,024,617	560,010,053,090
<b>Ganacsiga Caalamiga ah</b>	862,016,358,213	957,041,622,407	1,063,211,564,080	1,181,842,452,582
<b>Cashuuraha kale</b>	79,506,508,517	86,403,294,584	93,898,341,836	102,043,546,396
<b>Dakhliga kale</b>	210,192,741,989	220,376,737,427	231,279,796,926	242,960,940,067
<b>WADAR</b>	1,722,354,029,290	1,865,667,559,931	2,023,776,692,138	2,198,303,412,944
<b>KORITAAN (%)</b>	11.8	8.3	8.5	8.6

#### 5.4. Qiyaasaha Kharash-galka Dawladda ee Saddexda Sannadood ee soo socota

Wasaaradda Horumarinta Maaliyaddau waxay saadaalineysaa in kharashka guud ee dawladdu gali doonto sannadka 2020 noqon doono SI.Shs 1.9 tirilyan oo ka sarreeya 7.5% sannadka 2019; halka labada sannadood ee 2021 iyo 2022 uu koritaanku kala ahaan doono 8.5% iyo 8.6% (Eeg **Jaantuska 25aad**). Odoroska kharashyadani waxa ay ku salaysan yihiin odoroska dakhliyada, xaddiga kharash galka soo noqnoqda ee dawladda iyo yoolka maaliyadeed ee muddada dhexe sida ku qeexan qaybta 5.1 iyo 5.2.

Isbedellada uu kaga duwan yahay kii miisaaniyadda 2019, wax aka mid ah:

- ✓ **Mushahaarooyinka iyo xuquuqda** shaqaalaha oo la kordhiyey SI.Shs 25.5 bilyan llogu talo galay mushaharsiinta ku dhowaad 1,400 shaqaale ah oo ka soo qalinjebinaya Machadka Shaqo-qaran.
- ✓ **Kharash isticmaalka adeegyada** – waxa la kordhiyey 5% sannadkiiba
- ✓ **Sanduuqa Lama-filaannada** waxa sannadka 2020 loo qoondeeyey inuu ahaado 0.5% miisaaniyadda guud, iyada oo labada sannadood ee ka dambeeyana lagu tali geli doono min 1%
- ✓ **Bixinta Deymaha** – waxa laga kordhiyey SI.Shs 20.6 bilyan qoonadadii ugu jirtey 2019, taas oo ka dhigtay SI.Shs 93.3 bilyan sannadka 2020; halkaa 2021 iyo 2022 loogu talo galay min SI.Shs 80 bilyan.
- ✓ **Miisaaniyadda Mashaariicda Cusub** (Mudnaanta la siiyey)- Waxa loogu talo galay SI.Shs 143 bilyan sannadka 2020 oo u dhiganta 7.5% Wadarta miisaaniyadda guud. Sannadka 2021 waxa lagu wadaa inay gaadho qoondadaasi SI.Shs 253 bilyan, halkaa 2022 ay noqon doonto 374 bilyan oo ka dhigaysa wadarta guud ee miisaaniyada labada sannadood ee dambe 12.2% iyo 16.5% (Fiiri **Jaantuska 26aad**) Iyada oo la eegayo sugnaanta miisaaniyadaynta, meelaha kale ee kaharajka lagu galo oo idil waxba lagama beddelin heerarkii 2019, iyada oo la filayo in isbedellada iman karaa la jaanqaadi doonaan uun kharash-galka dawladda.**Jaantuska 25aad:**<sup>11</sup>

<sup>11</sup> Mooroooyinka kharashgalka sida dhismaha waxa ay ka mid yihiin mashaariicda ku jira miisaaniyadaha 2020, 2021 iyo 2022

**Jaantuska 25aad: Qiyaasta Kharash-galka Dawladda Saddexda Sannadood ee soo socda, SI.Shs**

BAADI-SOOCDA	Moorada Kharash	Miisaaniyadda 2019	Miisaaniyadda 2019 Ku jirin mashaariicdu	Miisaaniyadda 2020	Miisaaniyadda 2021	Miisaaniyadda 2022
2110000	Mushahaaroyinka & Xaqa	890,685,828,465	890,685,828,465	916,185,828,465	941,685,828,465	967,185,828,465
2110200	Kharashyada kale ee uu yeesho shaqaaluhu	8,547,527,200	8,547,527,200	8,547,527,200	8,547,527,200	8,547,527,200
2200000	Kaharajka isticmaalka agabka & adeegyada	570,120,830,912	570,120,830,912	598,626,872,458	628,558,216,080	659,986,126,885
2220000	Dayactirka hantida maguurtada ah	13,397,446,185	13,397,446,185	13,397,446,185	13,397,446,185	13,397,446,185
2510000	kabista	7,066,507,884	7,066,507,884	7,066,507,884	7,066,507,884	7,066,507,884
2640400	Deeqaha	81,766,055,696	81,766,055,696	81,766,055,696	81,766,055,696	81,766,055,696
2630100	Wareejinta	29,865,000,000	29,865,000,000	29,865,000,000	29,865,000,000	29,865,000,000
3110000	Gadashada Hantida	52,625,213,208	14,279,117,008	14,279,117,008	14,279,117,008	14,279,117,008
3110200	Dhismaha	60,580,050,450				
5210500	Bixinta Daymaha	62,700,000,000	62,700,000,000	93,300,572,368	80,000,000,000	80,000,000,000
	Sanduuqa Lama-filaanka	4,800,000,000	4,800,000,000	9,579,975,253	20,787,044,269	22,582,581,798
	<b>Wadarta (Aanay ku jirin mashaariicdu)</b>	<b>1,782,154,460,000</b>	<b>1,683,228,313,350</b>	1,772,614,902,517	<b>1,825,952,742,788</b>	<b>1,884,676,191,121</b>
	Miisaaniyadda mashaariicda cusub		98,926,146,650	143,380,148,161	252,751,684,130	373,581,988,682
	<b>Miisaaniyadda Guud</b>	<b>1,782,154,460,000</b>	<b>1,782,154,460,000</b>	<b>1,915,995,050,678</b>	<b>2,078,704,426,918</b>	<b>2,258,258,179,803</b>
	<b>Koritaan (%)</b>			7.5%	8.5%	8.6%

**Jaantuska 26aad: Qiyaasta Kharash-galka Dawladda oo Madaxaysan sida ku Cad Miisaaniyadda**

	Miisaaniyadda 2019	Miisaaniyadda 2020	Miisaaniyadda 2021	Miisaaniyadda 2022
Mushahaaroyinka & Xaqa	50.0%	47.8%	45.3%	42.8%
Kaharajyada kale ee uu yeesho shaqaaluhu	0.5%	0.4%	0.4%	0.4%
Kharash Icticmaalka Agabka & Adeegga	32.0%	31.2%	30.2%	29.2%
Dayactirka Hantida maguurtada ah	0.8%	0.7%	0.6%	0.6%
Kabista	0.4%	0.4%	0.3%	0.3%
Deeqaha	4.6%	4.3%	3.9%	3.6%
Wareejinta	1.7%	1.6%	1.4%	1.3%
Gadashada hantida	3.0%	0.7%	0.7%	0.6%
Dhismaha	3.4%	-	-	-
Bixinta Ammahaha	3.5%	4.9%	3.8%	3.5%
Sanduuqa Lama-filaanka	0.3%	0.5%	1.0%	1.0%
<b>Miisaaniyadda Mashaariicda Cusub</b>	-	7.5%	12.2%	16.5%

## Lifaaqyada

### Appendix 1aad: Mudnaanta Maalgelineed ee Heer qaran Gobol & degmo, 2020-2022

Qeybta NDPII	Aag Farsamo	Heer	Mashaariicda Maalgelinta Gaarka ah
Maamulka	Doorashada	Qaran	Baarlamaan & Dawlada Hoose
	Dib-u-habeynta	Qaran	Maaliyadda Dawladda
		Qaran	Shaqaalaha rayidka
	Aqoonsiga	Qaran	Nidaamka cinwaanka
	Isgaadhsiinta	Qaran	Isku xidhka Isgaarsiinta
	Cadaaladda	Degmo	Maxkamadaha
Amniga	Maamulka	Degmo	Qalabka komishanka Degmada
	Difaaca	Qaran	Ciidamada difaaca rayidka
	Difaaca	Qaran	Shaqada qaran ee dhalinyarada
	Difaaca	Qaran	Awoodda Tiknoolajiyadda Saaybarka
	Sharciga iyo kala dambeynta	Degmo	Saldhigyada Booliska
	Dhaqdhaqaaqa	Degmo	Baabuurta wareegta/Kormeerka
Kaabayaasha	Xoojinta	Degmo	Goobaha asluubta
	Tamarta	Qaran	Iskuxidhka Awood Kaydiyayaasha
	Wadooyinka	Qaran	Is-gaadhsiinta dalka oo idil
Waxbarashada	Biyaha	Gobol	Biyo-kaydiyaha qarbadka
	Dhallinyaradda	Qaran	Sanduuq
	Teknoolajiyada	Qaran	Cilmi baarista iyo horumarka
	Macallimiinta	Qaran	Xarunta tababarka macallimiinta
	Farsamadda	Gobol	Dugsi xirfadeed
	Madadaalada	Gobol	Garoon isboorti
Caafimaadka	Warfaafinta	Gobol	Maktabadda dadweynaha
	Ka hortag	Qaran	Dhiirrigelinta- Horumarinta/Dareensiinta dadweyne
	Gudbin	Gobol	Isbitaalka
	Aasaaska	Degmo	Xarun Caafimaad
Waxsoosaarka	Gargaarka deg dega ah	Degmo	Ambalaas
	Ku talo galka	Qaran	Kaydka cuntada
	Beeraha - teknoolajiyadda	Qaran	Cilmi baarista iyo fidinta
	Xoolaha	Qaran	Shaybaarka shahaada-siinta caafimaadka
	Xoolaha	Qaran	Wakaaladda suuq geynta
	Kalluumaysiga	Qaran	Qabooyiyeyaal
	Soo saarista macdanta	Qaran	Khariiradayn/aqoonsi
	Warshadaha	Gobol	Soonayaasha Warshadaha
	Warshadah	Gobol	Goobaha Toknoolajiyadda
Beeraha - farsamaynta	Gobol	Adeegyada kirada qalabka	
Deegaank	Xeerka-dhulka	Qaran	Sharci
	Dhul - ilaalin	Qaran	Jardiinooyinka
	Dhulka & horumarka miyiga	Qaran	Xarun cilmi-baadhiseed
	Dhul - dhaqan gelin	Qaran	Ciidanka seero-celiyeyaal/ilaalinta deegaanka
	Dhul - waaritaan	Gobol	Kaydka/Seerayaasha

Lifaaq 2aad: Bartilmaameedka la barbar dhigay kii dhabta ahaa ee Dakhli Ururinta 2018

BAADI-SOOC	TAFASIIL?QEEXID	Bartilmaameedka Miisaaniyadda 2018	Dakhli-ururinta dhabta ah 2018	Farqiga	Faraq %
11607	Cashuuraha dhoofinta xoolaha	124,075,232,670	37,513,775,400	-86,561,457,270	-70%
11101	Cashuuraha dakhliga ganacsiga (macaashamacaash)	31,134,601,558	10,783,940,970	-20,350,660,588	-65%
14204	Fiiga dal-soo-galka garoonnada (ajaanibta)	36,609,274,300	18,399,725,394	-18,209,548,906	-50%
15102	Dakhliga Dhulka la iibiyo	17,120,529,490	56,124,090	-17,064,405,400	-100%
14401	Dakhliga ka Dawladaha Hoose	44,131,089,900	27,997,079,396	-16,134,010,504	-37%
13221	Deeqaha Bangiga Adduunka	49,097,459,880	33,725,868,660	-15,371,591,220	-31%
11413	Cashuurta Diiwaangelinta ee hantida	18,548,139,690	7,566,043,491	-10,982,096,199	-59%
11409	Ruqsadaha/Liisannada ganacsiga	25,849,006,800	15,535,769,839	-10,313,236,961	-40%
11603	Cashuurta waddo-marista	15,512,593,083	5,881,240,397	-9,631,352,686	-62%
11606	Dakhliga ka soo baxa tigidhada	10,523,122,860	1,194,342,524	-9,328,780,336	-89%
11504	Cashuuraha Dhoofka Xoolaha	21,542,784,560	12,532,869,626	-9,009,914,934	-42%
11608	Cashuuraha shidaalka	29,230,907,000	20,559,230,436	-8,671,676,564	-30%
11502	Cashuuraha dhoofinta	10,430,632,900	1,777,653,168	-8,652,979,732	-83%
14208	Liisannada Baabuur-wadista	12,447,099,400	4,062,193,343	-8,384,906,057	-67%
11412	Cashuuraha diiwaangelinta ee qandaraasyada	41,143,435,476	34,555,948,579	-6,587,486,897	-16%
14106	Lacagta kirada ee dekedda	60,000,000,000	53,838,000,000	-6,162,000,000	-10%
11410	Liisannada kalluumaysiga	6,204,258,030	328,436,000	-5,875,822,030	-95%
11411	Ruqsadaha macdan-baadhista	5,800,176,645	431,486,140	-5,368,690,505	-93%
11402	Dakhliga xayeysiinta	5,101,880,817	241,548,154	-4,860,332,663	-95%
14201	Cashuuraha maamulka	74,953,062,420	71,648,235,933	-3,304,826,487	-4%
11605	Cashuur kale ee muddo-dhaafka ah	3,231,509,275	642,724,543	-2,588,784,732	-80%
14205	Lacagta iibka baasaboorka	6,080,502,490	3,600,510,000	-2,479,992,490	-41%
14210	Lacagta gelitaanka iyo bixitaanka ee Baasaboorka Qaranka	2,472,281,370	34,470,000	-2,437,811,370	-99%
11403	Dakhliga kale ee ka yimaada Boosaha & Isgaadhsiinta.	6,870,326,918	4,699,400,220	-2,170,926,698	-32%
14202	Dakhliga maxkamada	5,413,446,320	3,334,987,133	-2,078,459,187	-38%
14203	Dakhliga Nootaayoyinka	2,067,920,540	41,538,000	-2,026,382,540	-98%
14102	Dakhliga Bakhaarada iyo Guryaha	2,414,462,680	946,962,385	-1,467,500,295	-61%
11102	Cashuuraha ka soo baxa guriyaynta	10,428,203,740	8,983,628,736	-1,444,575,004	-14%
14212	Fiiga Dhoofitaanka ee ajaaniibka	1,861,128,490	501,420,000	-1,359,708,490	-73%
11503	Cashuuraha Dekedda	62,810,016,595	61,877,671,605	-932,344,990	-1%
11610	Cashuurta waddo-marista	1,763,164,695	868,409,769	-894,754,926	-51%
14207	Dakhliga ka imanaya taarkidada baabuurta	6,092,975,890	5,284,338,419	-808,637,471	-13%
14103	Fiiga soo-degidda dayuuradaha	5,669,085,980	4,940,490,000	-728,595,980	-13%

15101	Dakhlige laga helo iibka kheyraadka dalka	500,265,200	0	-500,265,200	-100%
11609	Cashuuraha laysanka gaadiidka	1,034,159,300	548,441,073	-485,718,227	-47%
14211	Diiwaangelinta Gaadiidka	6,148,324,390	5,789,099,306	-359,225,084	-6%
11404	Kharash adeegga madaarka	1,034,823,136	856,008,000	-178,815,136	-17%
14302	Iibka Xukunnada xabsiga	885,856,380	744,531,098	-141,325,282	-16%
11408	Ruqsadaha Beeraha	103,396,027	65,964,250	-37,431,777	-36%
11407	Dakhlige Ruqsadaha isticmaalka Biyaha/Xeebaha dalka	36,449,974	0	-36,449,974	-100%
11416	Maxjarrada Xoolaha	27,763,549	9,038,772	-18,724,777	-67%
14107	Oggolaanshaha/ruqsadaha Maalgashiga Dekadda iyo tikidhada gelitaanka	0	26,556,000	26,556,000	0%
11601	Cashuuro kala duwan	7,869,624,530	8,142,569,385	272,944,855	3%
11414	Cashuuraha diiwaangelinta ee maraakiibta iyo doonyaha	872,813,150	1,445,137,270	572,324,120	66%
14209	Fiisooyinka/dal-ku-galka baasaboorada ajinebiga ah	2,472,281,380	3,101,707,348	629,425,968	25%
14213	Fiiga naakhuudaynta (Navigation) – soo-xirid	1,800,000,000	3,218,298,000	1,418,298,000	79%
14301	Ganaaxa/Ciqaabta	5,713,980,700	7,605,909,225	1,891,928,525	33%
14206	CCashuuraha Hantida Taraansidka ah/Gudbaysa	4,582,031,550	7,174,278,600	2,592,247,050	57%
11604	Cashuuraha horumarinta Wadooyinka	9,930,763,120	13,316,456,522	3,385,693,402	34%
11202	Cashuuraha mushahaarooyinka Adeegyada Dawladeed	46,725,701,475	50,932,848,034	4,207,146,559	9%
11201	Cashuuraha mushaharka shaqaalaha ee rayidka ah	18,604,433,298	24,523,778,118	5,919,344,820	32%
11611	Gobollada bariga 2% cashuur	57,722,862,550	64,125,252,476	6,402,389,926	11%
11602	Cashuurta Haftada guryaha	54,357,459,885	61,815,136,299	7,457,676,414	14%
11401	Cashuuraha iibka	185,919,860,670	203,691,547,656	17,771,686,986	10%
11415	Cashuuraha Oggolaanshaha Istimalka Dekedda/Dakhlige	59,449,314	26,386,434,543	26,326,985,229	44285%
11501	Cashuuraha soo-dejinta	523,967,387,960	603,181,790,655	79,214,402,695	15%
	<b>WADARTA GUUD</b>	<b>1,687,000,000,000</b>	<b>1,541,086,844,980</b>	<b>-</b>	<b>-9%</b>
				<b>145,913,155,020</b>	